



MO Lottery

**2024
Fact Book**

Jan. 1, 2024

The Missouri Lottery Fact Book

The Fact Book is an annual publication designed to be a reference tool for Lottery players, retailers and employees, along with the media and the general public. It can be found on the Missouri Lottery's website, MOLottery.com, under "[Media Center](#)." It is updated with final fiscal year amounts at the beginning of each calendar year.

| | |
|--|--|
| Missouri Lottery headquarters | (573) 751-4050 |
| Missouri Lottery website | MOLottery.com |
| Help for problem gamblers | 1-888-BETSOFF (1-888-238-7633) |
| Responsible Gaming website | 888BETSOFF.org |
| FY23 sales | \$1,792,215,759 |
| Proceeds to education during FY23 | \$425,038,869 |
| Total proceeds to the state, including public education, from sales through June 2023 | \$7,862,579,345 |

Contents

| | | |
|-------------------------------------|--|-----------------------|
| Overview | Introduction | 1-2 |
| | Historical Timeline | 3-10 |
| | Key Contacts | 11 |
| | Website, <i>My Lottery</i> [®] and Social Media | 12 |
| | Scams and Spam | 13-14 |
| | Logos, Links, Photos and Speakers Bureau | 15 |
| Games | Game Information | 16 |
| | Ticket Tips | 17 |
| | Powerball [®] | 18-20 |
| | Mega Millions [®] | 21-22 |
| | Cash4Life [®] | 23-24 |
| | Lotto | 25-26 |
| | Show Me Cash [®] | 27 |
| | Pick 3 | 28-30 |
| | Pick 4 | 31-35 |
| | Cash Pop [™] | 36-37 |
| | Club Keno [®] | 38-42 |
| Pull-Tabs | 43-44 | |
| Numbers, Prizes and Drawings | How to Claim Cash Prizes and Find Winning Numbers | 45 |
| | Missouri Lottery Drawings | 46-47 |
| Winner Information | Winners and Prizes | 48 |
| | Millionaire Information | 49-52 |
| Retailers | Retailer Information | 53-55 |
| Sales and Proceeds | Sales and Proceeds History | 56-57 |
| | Historical Sales By Product | 58-61 |
| | Where Do Missouri Lottery Proceeds Go? | 62 |
| | FY24 Missouri Lottery Appropriations | 63-66 |
| Programs | Missouri AMBER Alert | 67 |
| | Missouri Blue Alert | 68-69 |
| Responsible Gaming | Responsible Gaming Program | 70-74 |
| Reference | FAQs | 75-76 |
| | Terms, Definitions and Abbreviations | 77-85 |
| | Maps | 86-89 |



MO Lottery

Overview

Introduction

What is a lottery?

A lottery consists of three elements: prize, chance and consideration.

The first lottery with cash prizes dates back to 1490. Lotteries were authorized to raise money for the colonial army. In addition, lotteries helped put a roof on the United States Capitol and build educational institutions like Harvard, Yale and Princeton universities.

It wasn't until 1964 that the modern lottery era began in New Hampshire, and since that time, 45 states, the District of Columbia, Mexico, Puerto Rico, the U.S. Virgin Islands and Canada have created lotteries. For a complete historical timeline of lotteries, visit www.naspl.org.

On Nov. 6, 1984, Missouri voters overwhelmingly approved the Missouri Lottery by passing Amendment 5, which repealed a section of the state's constitution prohibiting a lottery. The measure passed with 70% of the vote, making the Missouri Lottery the 23rd lottery in the United States.

Missouri Lottery

Missouri Lottery ticket sales began in January 1986. The Lottery has provided the state, including education, with more than **\$8 billion** in proceeds, as of publication date. Additionally, 678 players have won life-changing jackpots between \$1 million and \$293.7 million, totaling more than \$3.8 billion. Missouri Lottery retailers have earned more than \$1.8 billion in commissions, incentives and bonuses.

A five-member commission, appointed by the governor and approved by the Senate, governs the Lottery. The executive director oversees the daily operations of the government agency.

The Missouri Lottery is based in Jefferson City with three regional offices located in: Kansas City, St. Louis and Springfield. The Lottery is broken down into four divisions: Division of Sales, Division of Operations, Division of Executive Director's Office, and Division of Marketing.

The Missouri Lottery's Vision:

"The Missouri Lottery strives to be an innovative leader in the Lottery industry and a trusted and valued partner for public education."

The Missouri Lottery's Mission:

"To help fund educational opportunities for Missouri students, support Missouri businesses and entertain millions."

- **Product Mission:**

"To offer imaginative games that bring fun and dreams into people's lives."

- **Economic Mission:**

"To responsibly maximize our revenues for Missouri public education and our retail partners."

- **Social Mission:**

"To commit to responsible gaming practices and the integrity of all our games and products and to enhance the quality of life for the people of Missouri by financially contributing to education and other community partnerships."

Introduction

The Missouri Lottery's Core Values:

Integrity:

We are honest and trustworthy in all interactions with our players, retail partners, vendors, stakeholders and each other. We are committed to responsible gaming practices and the integrity of all our games and products, while being accountable for high standards of individual and team performance. The conduct of one Lottery employee can reflect on the entire organization. We understand that acting with integrity is critical to maintaining the public trust and confidence required to ensure transparency and security at the Missouri Lottery.

Customer-Focused:

We are dedicated to meeting and exceeding the needs, expectations and requirements of our internal and external customers. We seek first-hand customer information and use it to improve our products and services. We act with the customers in mind, while establishing and maintaining their respect and loyalty. We listen to each other with respect and understanding, engaging in two-way communication and recognizing outstanding service. Our organizational focus on our beneficiary stakeholders inspires employees, increases lottery relevance and helps set our strategic direction.

Diversity:

We welcome and encourage diversity in all we do – hiring, training, procurement, vendor and community relations. We recognize the benefits of a diverse workforce in serving a multicultural customer base in today's global economy. We believe diversity is a critical part of our commitment to provide superior customer service. We are committed to providing a professional work environment for all employees, one that is respectful and free of any harassment or discriminatory practices.

Entertainment:

We strive daily to create emotional connections and provide highly enjoyable customer experiences at every customer touchpoint. We make our games, promotions and services as fun and meaningful as possible for as many people as possible. Our employees' passion and enthusiasm for positively changing people's lives helps shape our fun and entertaining culture.

The Missouri Lottery's Aspirational Value:

Innovation:

We combine our knowledge of customer needs, current and future market trends, industry best practices and advances in technology with our passion for creativity. The outcome is the proactive development of new and improved Lottery products and services, partnerships and ways of doing business. Our focus on innovation translates into opportunities for personal growth for our employees, increased customer satisfaction and enhanced financial benefits for our retail partners and public education in Missouri.

Missouri Lottery's Historical Timeline

- 1984 Nov. 6** Missouri voters approve Amendment 5, which gave the Legislature the authority to establish a state lottery. Seventy percent of voters approved the measure.
- 1985 June 11** Senate Bill 44, which created the Missouri Lottery, is passed.
- 1986 Jan. 20** Missouri Lottery sales begin with the first Scratchers® game "Jackpot '86."
Feb. 13 A player, who purchased a ticket in Kansas City, becomes the Lottery's first millionaire. He won \$2.1 million in the Lottery's "Jackpot!" wheel spin.
Oct. 1 Sales for Missouri's Lotto game begin with a minimum jackpot of \$1 million.
Oct. 18 Players, who purchased a ticket in Pacific, win the first Missouri Lotto jackpot, which was worth \$1.13 million.
- 1987 Feb. 26** Pick 3 sales begin.
Sept. 25 Missouri joins the Multi-State Lottery Association (MUSL).
- 1988 Jan. 5** Missouri Supreme Court approves Lotto America (the first MUSL game) sales.
Feb. 3 Lotto America (now Powerball®) sales begin.
Aug. 2 Voters approve Amendment 3 with 58% of the vote. The amendment lifts several restrictions, including those on advertising and the maximum prize payout.
- 1990 May 10** Pull-Tabs sales begin.
- 1992 Jan. 20** SuperCash (now Show Me Cash®) sales begin.
April 19 Powerball® sales begin (replacing Lotto America).
Aug. 4 Seventy-eight percent of Missouri voters approve Amendment 11 to earmark Lottery proceeds for public education.
Dec. 23 Players, who purchased a ticket in St. Ann, win the first Powerball® jackpot in Missouri. The group split a \$10.4 million jackpot with another winner in Iowa.
- 1993 July 1** Amendment 11 becomes effective, directing all proceeds to public education.
Oct. 30 The first \$2 Scratchers® game – "Bingo" – goes on sale.
- 1994 June 21** The Lottery implements cross-redemption of tickets, allowing prizes up to \$600 to be cashed at any Missouri Lottery retailer.
Nov. 6 SHOW ME 5® sales begin (replacing SuperCash).
- 1995 March 12** Lotto changes include a matrix change to 6/44 and adding the cash value option.
June 10 A couple, who purchased a ticket in St. Louis, wins \$4.4 million playing Lotto, making them the Lottery's 100th Lottery-made millionaires.
- 1996 Jan. 20** The Missouri Lottery celebrates its 10th anniversary with the premiere of "Fun & Fortune Game Show."

Missouri Lottery's Historical Timeline

- 1997** **March 17** Historical Lottery proceeds to the state top \$1 billion, and Lottery sales top \$3 billion.
Sept. 16 The first \$3 Scratchers® game – "Set For Life" – goes on sale.
Nov. 2 Powerball® makes its first design change, which includes the addition of the cash option, a minimum jackpot of \$10 million, annual payouts of 25 years and a matrix change to 5/49 and 1/42.
Dec. 1 The Missouri Lottery's website is launched (www.MOLottery.com).
Dec. 17 The Missouri Alliance to Curb Problem Gambling (MACPG) is formed.
- 1998** **Feb. 16** A free ticket is added as the prize for matching three numbers in Lotto, and the annual payout increases from 20 to 25 years.
Nov. 2 Pick 4 sales begin.
- 1999** **Aug. 11** The Lottery participates in the first Missouri Responsible Gaming Education week.
Nov. 11 The first \$5 Scratchers® game – "Season's Greetings" – goes on sale.
Dec. 1 The Daily Game Sampler combination play is introduced.
- 2000** **Feb. 20** The first Missouri jackpot ticket expires – a Lotto ticket worth \$1.7 million sold in Springfield.
March 17 The responsible gaming website (888BETSOFF.org) is launched.
March 31 \$100K Triple Play, the Lottery's first limited-time Draw Game, starts.
April 3 The winning numbers player email service starts.
June 10 Lotto reaches its highest jackpot ever - \$19 million.
June 30 \$100K Triple Play ends.
Aug. 7 The Lottery holds its first internet-based player promotion, the "Luckytown World Traveler" promotion.
Sept. 30 Three Lotto tickets – the most ever – match to win the \$6.8 million jackpot.
Oct. 8 Pick 3 and Pick 4 payouts increase to 60% of sales.
Nov. 6 SHOW ME 5 changes to SHOW ME 5 Paydown. The top prize increases from \$25,000 taxes paid to \$50,000 taxes paid; lower-level prizes increase when the top prize is not won.
- 2001** **March 4** The Power Play® feature is added to Powerball®.
April 9 The first Pull-Tabs game with a \$1,000 top prize - "Jumbo Bucks" - goes on sale.
May 19 The Lottery starts publishing the chances, including free tickets and break-even prizes, on the backs of Scratchers® beginning with game 358, "Firecracker Cash."
July 1 Any unclaimed prizes are now transferred to public education on a monthly basis.
- 2002** **Jan. 24** The Missouri Lottery Commission approves Club Keno®.
May 28 Club Keno® sales begin.
July 1 The redemption time for Missouri Lottery prizes changes from one year to 180 days.
July 9 The last "Fun & Fortune Game Show" episode is taped.

Missouri Lottery's Historical Timeline

- July 26** The first "Fun & Fortune Wheel Spin" is held in Jefferson City.
- Aug. 24** The first \$10 Scratchers® game – "\$300,000 Cash" – goes on sale.
- Oct. 6** Powerball® makes its second design change, which includes a matrix change to 5/53, dropping the Power Play® number "1," adding the new Match 5 Bonus Prize and changing the annuitized prize from a 25-year to a 29-year (30 payments) payout.
- 2003**
- Jan. 16** The Missouri Lottery announces its role in the statewide "Alert Missouri" plan (now called Missouri AMBER Alert).
- June 20** Lottery proceeds to the state and public education top \$2 billion.
- Aug. 1** The final "Fun & Fortune Wheel Spin" is held in Jefferson City.
- Aug. 17** The Bulls-Eye play feature is added to Club Keno®.
- Sept. 22** The Lottery launches the *My Lottery*® online membership player registration program.
- Oct. 12** The Xtra play feature is added to the daily Draw Games.
- 2004**
- July 19** Computerized drawings begin for Pick 3, Pick 4, SHOW ME 5 Paydown and Lotto.
- July 25** The Xtra play feature ends.
- July 26** Midday drawings for Pick 3, Pick 4 and SHOW ME 5 Paydown begin.
- Oct. 14** The Lottery introduces the first \$2 Pull-Tabs game, "Triple Win."
- 2005**
- Jan. 11** The Lottery begins delivering winning numbers via text messaging.
- Jan. 29** The first \$5 bingo game – "\$100,000 Bingo" – goes on sale.
- Feb. 1** The Lottery introduces the "Pick 3 Bonus Bucks Raffle," the first raffle-style promotion.
- March 9** A player, who purchased a ticket in Greene County, wins \$1.4 million playing Lotto, making them the 200th Lottery-made millionaire.
- July 27** Triple digits are drawn in both Midday and Evening Pick 3 drawings. (0-0-0)
- Aug. 28** Powerball® makes its third design change, which includes adding two more white balls for a total of 55, a new minimum jackpot of \$15 million, a guaranteed growth of \$5 million per draw, the second- and third-level prizes doubled and a graduated annuitized jackpot payout.
- 2006**
- Jan. 20** The Lottery celebrates its 20th anniversary.
- Jan. 23** The Lottery offers the "20th Anniversary Dream Draw Raffle."
- April 29** A family, who purchased a ticket in St. Charles, became the first Powerball® players to become millionaires at the Match 5 level (by winning \$200,000 and having the Power Play® number of five for a total prize of \$1 million).
- July 26** Players, who purchased a ticket in Ste. Genevieve County, became the first jackpot winners in Missouri to have a second jackpot win in their family after winning \$5.5 million playing Lotto. A family member had won \$2.8 million playing Lotto on July 31, 2002.
- 2007**
- Jan. 2** The Lottery offers its first Design-A-Ticket contest, where players send in ideas for Scratchers® tickets.

Missouri Lottery's Historical Timeline

- Jan. 16** The Multiplier play feature and the Progressive Jackpot are added to Club Keno®.
- Jan. 24** Missouri's third-largest jackpot - \$254 million - is won by a player who purchased a ticket in St. Louis County.
- March 28** The first Missouri Lottery MLB® Scratchers® tickets – "St. Louis Cardinals™" and "Kansas City Royals™" – go on sale.
- April 25** The Lottery introduces its blog at MOLotteryblog.com.
- Aug. 17** Lottery proceeds to the state and public education top \$3 billion.
- Nov. 12** The Lottery offers the first "Million-Dollar Raffle" with a top prize of \$1 million.
- 2008**
- Jan. 26** The first \$20 Scratchers® game – "4 Million Dollar Cash Bonanza" – goes on sale.
- Sept. 8** SHOW ME 5 Paydown changes to Show Me Cash. Jackpots start at \$50,000 and roll until the prize is won. Show Me Cash only has an evening draw.
- Nov. 17** The Lottery offers "Million-Dollar Raffle" for the second time.
- 2009**
- Jan. 4** Powerball® makes its fourth design change, including a new minimum jackpot of \$20 million, bigger jackpots, an automatic \$1 million Match 5 prize, a matrix change to 5/59 and 1/39 and better overall odds of 1 in 35.1.
- March 2** Lucky Dough, a monitor game, sales begin.
- June 30** All Pull-Tabs games officially end; 180-day redemption period starts.
- Oct. 1** Lottery launches the "Tools 4 School" promotion to highlight the A+ Scholarship Program and funding.
- Oct. 7** A multi-state agreement is made to cross-sell Powerball® and Mega Millions.
- 2010**
- Jan. 31** Mega Millions sales begin.
- June 4** A player, who purchased a ticket in Jefferson County, wins \$1 million on "100 Million Dollar Blockbuster," making them the 300th Lottery-made millionaire.
- June 7** Keno To Go sales begin.
- July 24** Lucky Dough sales end.
- July 28** Four-minute Club Keno® drawings begin.
- Aug. 28** The first Missouri Lottery NFL® Scratchers tickets – "St. Louis Rams®" and "Kansas City Chiefs®" – go on sale.
- Sept. 17** The Lottery welcomes its first player to win two prizes of \$1 million or more.
- Nov. 16** Missouri's Mega Millions second-level Megaplier® prize increases to an automatic \$1 million.
- 2011**
- Jan. 10** The evening draw breaks and drawing times change from 6:59 p.m. to 8:59 p.m. for Pick 3, Pick 4, Show Me Cash daily and Lotto on Wednesdays and Saturdays.
- Jan. 20** The Lottery celebrates its 25th anniversary.
- March 6** The EZ Match play feature is added to Show Me Cash®.
- May 16** The Missouri Lottery launches the Retailer Portal website and first mobile app.
- June 17** Lottery proceeds to the state and public education top \$4 billion.
- Aug. 28** The Double Bulls-Eye® play feature is added to Club Keno®.

Missouri Lottery's Historical Timeline

- Oct. 8** The first Missouri Lottery NHL® Scratchers ticket – "St. Louis Blues®" – goes on sale.
- Dec. 19** A player, who purchased a ticket in Jasper County, becomes the second Missouri Lottery winner to win two prizes of \$1 million or more.
- 2012**
- Jan. 3** The Lottery launches Blitz, a new distribution process aimed at delivering new Scratchers® games to retailers on official launch dates.
- Jan. 15** Powerball® makes its fifth design change, including a new \$2 price, \$40 million starting jackpot, a matrix change to 1/35, better overall chances of 1 in 31.85, better jackpot chances of 1 in 175.2 and a Match 5 prize of \$1 million (Bigger. Better. More.).
- Aug. 6** The *My Lottery*® Players Club and new website launches, which includes Points For Prizes®.
- Sept. 10** The Play It Forward® beneficiary advertising campaign begins.
- Nov. 4** Lotto Doubler begins, a free feature giving players the opportunity to double their non-jackpot prizes at random.
- Nov. 28** A Missouri couple becomes the Lottery's largest jackpot prize winners to date after winning half of the \$587.5 million (\$293.7 million) Powerball jackpot. They share the jackpot with a ticket holder in Arizona.
- Dec. 18** The "Do the Right Thing" Retailer Integrity and Responsibility program launched. The program was designed to help retailers operate responsibly by arming them with tools and best practices.
- 2013**
- March 29** A player, who purchased a ticket in Pettis County, wins \$1 million on "50X The Cash," making him the 400th Lottery-made millionaire.
- June 16** The 1-Off® play feature is added to Pick 3 and Pick 4.
- July 1** The Lottery launches a new mobile website and mobile app.
- Aug. 1** The Missouri Lottery's Self-Exclusion Program (SEP) launches, providing players with the option of voluntarily self-excluding themselves from claiming a prize of more than \$600.
- Oct. 1** Pull-Tabs pilot begins in 50 fraternal organizations.
- Oct. 19** Mega Millions® makes its first design change since sales started in Missouri, which includes a starting jackpot of \$15 million, rolls of at least \$5 million, a \$1 million Match 5 prize without the Mega Ball®, \$2 million to \$5 million second-level prize using Megaplier, better overall chances of 1 in 14.71, and a matrix change to 5/75 and 1/15.
- Oct. 19** The "Dashing Through the Snow" holiday promotion is the first web-only promotion that accepts both non-winning Scratchers and Draw Games tickets for entry.
- Dec. 9** Points for Drawings™ launches within the *My Lottery*® Players Club.
- 2014**
- Jan. 22** The Powerball® Power Play® feature goes back to using a multiplier from two to five.
- Feb. 3** The "Play at the Pump" pilot goes live at two Signal Foods locations in Springfield and one in Ozark. Customers are able to purchase Powerball® and Mega Millions Quick Pick tickets with debit cards at gas pumps.
- Feb. 23** \$250K Triple Play sales begin.
- March 3** ATM sales pilot begins.

Missouri Lottery's Historical Timeline

- March 31** The first Playbook™ style Scratchers® game – "Lucky 7s Playbook" – goes on sale.
- July 1** The first BigMO Combo combination play promotion is introduced.
- July 1** The FailSafe® validation barcode is added to all new Scratchers® tickets enabling players to scan Scratchers® tickets on Check-A-Ticket machines at retail locations.
- Oct. 19** Sales begin for the MONOPOLY MILLIONAIRES' CLUB™ (MMC) multi-state Draw Game.
- Dec. 26** MONOPOLY MILLIONAIRES' CLUB sales end.
- Dec. 29** The first scented Scratchers® game – "Chocolate Cash" – goes on sale.
- 2015**
- Jan. 9** Lottery proceeds to the state and public education top \$5 billion.
- Jan. 27** Lucky for Life sales begin in Missouri.
- July 31** A player in McDonald County becomes the first Missouri Lottery player to win a Mega Millions jackpot, which was worth \$25 million.
- Oct. 4** Powerball® makes its sixth design change, including an increased prize of \$50,000 for matching four numbers and the Powerball®, a 10X addition to the Power Play® feature for jackpots up to \$150 million, a matrix change to 5/69 and 1/26, better overall chances of 1 in 24.87 and an increased average jackpot of \$310 million.
- Oct. 8** The first Missouri Powerball® Match 5 prize worth \$1 million expires. The \$1 million ticket was sold at a Kum & Go in Neosho.
- 2016**
- Jan. 20** The Lottery celebrates its 30th anniversary.
- Jan. 25** The first \$30 Scratchers® game – "\$300,000,000 Golden Ticket" – goes on sale with top prizes of \$10 million, the largest instant-win prize ever offered in Missouri.
- Jan. 25** The "MO Money Monday" program begins. The program introduces new Scratchers® games on the last Monday of each month to encourage excitement for new games.
- Jan. 30** \$250K Triple Play sales end.
- Feb. 11** The Lottery sends more than \$42.1 million to public education, the second highest monthly transfer to date.
- Aug. 2** A player, who purchased a ticket in Warsaw, wins a \$300,000 Club Keno® prize, the largest to date.
- Aug. 29** The first Missouri Lottery collegiate Scratchers® ticket – "Mizzou® Tigers™" – goes on sale.
- Sept. 12** The Lottery's first ever permanent combination play of Draw Games – JackPack – goes on sale. Players receive four Quick Pick tickets, one for each jackpot game: Powerball®, Mega Millions, Lotto and Show Me Cash®.
- Nov. 13** The EZ Match play feature is added to Pick 3, Pick 4 and Lotto Draw Games.
- 2017**
- Jan. 3** The Missouri Lottery becomes one of the first U.S. lotteries to obtain the "Implementation Level" responsible gaming certification from the National Council on Problem Gambling (NCPG) and the North American Association of State and Provincial Lotteries (NASPL).

Missouri Lottery's Historical Timeline

- May 12** The largest Missouri jackpot ticket expires – a Lotto ticket worth \$3.5 million sold in Hermann.
- July 6** A new Missouri Lottery app and updated *My Lottery*® Player's Club loyalty program are introduced.
- Oct. 28** Mega Millions® makes its second design change since sales began in Missouri, including a new price of \$2, a starting jackpot of \$40 million, improved chances of winning the \$1 million second-level prize, an increased prize of \$10,000 for matching four white-ball numbers and the Mega Ball, and a matrix change to 5/70 and 1/25.
- 2018**
- May 11** Lottery profits to the state and public education top \$6 billion.
- Sept. 20** A player who won a \$1 million prize on the \$30 "\$300,000,000 Golden Ticket," becomes the 500th Lottery-made millionaire.
- Dec. 20** The Missouri Lottery achieves a Level 4 certification - the highest level possible - through the World Lottery Association's Responsible Gaming Framework.
- 2019**
- March 12** A player wins the second – and highest – Mega Millions jackpot won in Missouri, \$50 million.
- June 23** Show Me Cash® reaches its highest jackpot ever - \$1,054,000. It's the first time the game's jackpot has reached more than \$1 million.
- July 15** Walmart introduces Missouri Lottery products to 85 Supercenters, selling from 120 vending machines.
- Nov. 15** Lottery proceeds to the state and public education exceed \$6.5 billion.
- 2020**
- Feb. 5** The Lottery receives the highest “Sustaining Level” certification for its responsible gaming program from NCPG (National Council on Problem Gambling) and NASPL (North American Association of State and Provincial Lotteries).
- June 18** A Pettis County player becomes Missouri's first Lucky for Life top-prize winner after winning \$1,000 a day for life.
- July 30** Over 800 self-service Lottery vending machines at 440 locations throughout the state of Missouri are equipped with debit card and mobile pay acceptance to allow for cashless transactions.
- 2021**
- Feb. 11** The Lottery sends more than \$42.5 million to public education, the highest monthly transfer to date.
- April 10** Pick 3 reaches weekly sales record of \$2,640,376.
- April 10** Pick 4 reaches weekly sales record of \$1,783,841.
- April 11** Cash4Life® sales begin, replacing the Lucky for Life game.
- April 16** Lottery proceeds to the state and public education top \$7 billion.
- July 1** Sales for FY21 topped \$1.8 billion – the highest performing sales year to date.
- July 28** Missouri's first Cash4Life® top prize of \$1,000 a day for life is won on a ticket purchased in Potosi.
- Aug. 22** The Double Play® feature is added to Powerball®.
- Aug. 23** Monday night drawings are added to Powerball®.

Missouri Lottery's Historical Timeline

- Aug. 28** House Bill 402, which prohibits the Lottery from publishing winners' names without prior written approval, becomes law.
- 2022**
- Jan. 31** The first \$50 Scratchers® game - "Millionaire Blowout" - goes on sale with four top prizes of \$5 million and 21 prizes of \$1 million.
- March 5** Scratchers® reach weekly sales record of \$28,648,109.
- April 29** The first \$5 million top prize in the "Millionaire Blowout" game is won on a ticket purchased in Warsaw.
- May 22** Cash Pop™ sales begin.
- July 1** Sales for FY22 topped \$1.7 billion, resulting in more than \$400 million in proceeds for public education – the second-highest performing year to date.
- July 1** The Powerball® "Jackpot Reset" Promotion begins.
- July 12** Responsible Gaming Program recertified for level four by the World Lottery Association (WLA).
- Aug. 22** The Lottery achieves the highest industry certifications for Information Security with the World Lottery Association (WLA).
- Sept. 20** The Lottery launches an updated mobile app and website.
- Sept. 21** A Missouri Lottery employee receives 2022 State Recycling Champion Award from the Missouri State Recycling Program.
- Nov. 7** Lester Elder becomes the Missouri Lottery's sixth executive director.
- Nov. 7** The world's largest lottery jackpot ever - a Powerball® jackpot worth \$2.04 billion - is won by player in California.
- Nov. 13** Consolidation of Club Keno® playslips provide all game add-on options on a single playslip.
- 2023**
- April 17** The Wild Ball play feature is added to Pick 3 and Pick 4.
- July 1** The Mega Millions® "Jackpot Reset" Promotion begins.
- Nov. 17** Lottery profits to the state and public education top \$8 billion.

Key Contacts

| | | |
|--------------|-------------------------------------|---|
| Media | Wendy Baker, Communications Manager | (573) 526-7442 Wendy.Baker@MOLottery.com |
| | Andrea Collette, Web Coordinator | (573) 751-0273 Andrea.Collette@MOLottery.com |
| | Responsible Gaming Coordinator | (573) 526-7467 |

Officials Lester Elder, Executive Director (573) 751-4050

Missouri Lottery Commissioners*

| | | |
|-----------------------------------|---|---|
| Lance Mayfield, Chair Viburnum | Robert Gattermeir, Vice Chair Lake Ozark | |
| Nicholas Gerth Ballwin | John Hemeyer Ralls County | *One position is currently unfilled. |

Offices

Missouri Lottery Headquarters, Jefferson City

| | | |
|-------------------------------|--------------------------|----------------|
| 1823 Southridge Drive | Main number: | (573) 751-4050 |
| P.O. Box 1603 | Fax: | (573) 751-5188 |
| Jefferson City, MO 65102-1603 | Winning numbers hotline: | (573) 751-1111 |

Kansas City Lottery Office

| | | |
|-----------------------------|--------------------------|----------------|
| 3630 Arrowhead Ave. | Main number: | (816) 795-8811 |
| Independence, MO 64057-1791 | Winning numbers hotline: | (816) 795-0203 |

Springfield Lottery Office

| | | |
|----------------------------|--------------------------|----------------|
| 1506 E. Raynell Place | Main number: | (417) 888-4227 |
| Springfield, MO 65804-6441 | Winning numbers hotline: | (417) 888-4271 |

St. Louis Lottery Office

| | | |
|--------------------------|--------------------------|----------------|
| 1831 Craig Park Court | Main number: | (314) 340-5800 |
| St. Louis, MO 63146-4122 | Winning numbers hotline: | (314) 340-5805 |

(Maps are located after the index, beginning on pg. 86)

Missouri Lottery Website MOLottery.com

Problem Gambling Website 888BETSOFF.org

Problem Gambling Help Line 1-888-BETSOFF (1-888-238-7633)

Website, My Lottery[®] and Social Media

Website

The Missouri Lottery's website, MOLottery.com, is a central hub for all Lottery-related information.

Players can find past winning numbers, current Draw Games jackpots, unclaimed Draw Games prizes of \$50,000 or more, Scratchers[®] ticket information (including unclaimed Scratchers[®] prizes), Lottery proceeds information, winning ticket stories and more.



My Lottery[®] Players Club and Missouri Lottery App

The Missouri Lottery's free player loyalty program, [My Lottery[®] Players Club](#), first debuted in September 2003.

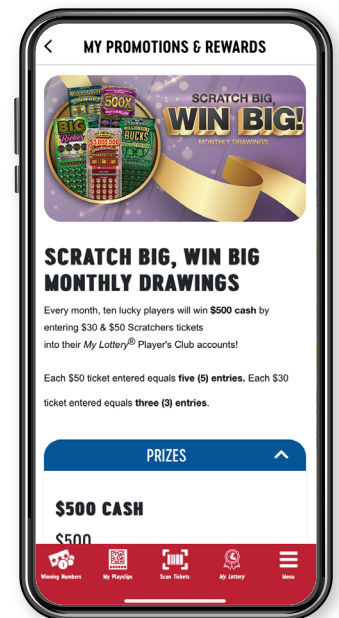
Registration is **FREE**, and it gives players exclusive member benefits, such as:

- Completing Rewards to earn Draw Points, Prize Points and coupons by entering Scratchers[®] and Draw Games tickets. Draw Points can be entered into Points for Drawings, and Prize Points can be redeemed for prizes like All Games coupons (eligible for Scratchers and/or Draw Games tickets), digital downloads and gift cards;
- Receiving entry into all eligible second-chance promotions;
- Receiving a birthday coupon for \$1 off any Missouri Lottery Draw Game, as well as promotional coupons.

Players can take advantage of all the perks with the *My Lottery[®] Players Club* and more when they download the Missouri Lottery app, which allows players to:


- Scan tickets to see if a ticket is a winner and for easy entry towards *My Lottery[®] Rewards*;
- Create digital playslips with their favorite numbers, which can be scanned at retail locations to produce a Draw Games ticket.

To become a *My Lottery[®]* member, users are verified to be at least 18 years of age. We do not collect personal information that is not relevant to us in conducting our business, nor do we sell or rent personal information to anyone.



Social Media

Lottery players can connect with us by liking the Missouri Lottery on [Facebook](#), following the Missouri Lottery on [Twitter](#) and watching videos on [YouTube](#). The Lottery also offers players the chance to enter contests via social media for chances to win prizes such as Lottery merchandise, Scratchers[®] tickets and Draw Games coupons.



Scams and Spam

Phony Promotions, Illegal Schemes and Bogus Emails (Spam)

According to the Federal Trade Commission (FTC), consumers in the United States and other countries lose billions of dollars each year to fraudulent telemarketers, spam emailers, misleading advertisements and fake social media accounts that entice consumers into phony prize promotions and illegal foreign lottery schemes.

When it comes to fraud, being an alert and informed consumer is the best way to protect yourself.

Recognizing Legitimate Contacts from the Missouri Lottery

To claim a Missouri Lottery prize, you will NEVER be required to send any money or give personal information by email, over the phone or through social media in an effort to collect promised winnings.

There are only a few instances that the Missouri Lottery may require a player to submit some personal information. These instances include:

1. Supplying their Social Security number on a Lottery provided claim form for prizes over \$600. **This information is never collected over the phone or by email.**
2. Verifying a winner's phone number and shipping address for prize redemption if the winner has entered promotions at MO Lottery.com or one of the Lottery's social media contests and is selected as a prizewinner.

You will never be asked to submit private information or family data, like your mother's maiden name.

Missourians who receive unwanted telemarketing calls, unsolicited mail, spam text or email, or social media messages can contact the Missouri Attorney General's Consumer Protection Division at 1-800-393-8222 or www.ago.mo.gov.



Play | Responsibly

2:48

Congratulations!
You have won a Lottery prize.
Please click [here](#) to claim.

Watch Out For SMISHERS!

The Missouri Lottery will never call or text you to tell you you've won a prize.

Don't respond, call the number or click on any links!



Play | Responsibly

2:48

Missouri Lottery

Beware of SPOOFERS!

Only interact with VERIFIED social media accounts.

Look for the checkmark!

Missouri Lottery

190K followers • 403 following

Watch Now Message

Following

Details

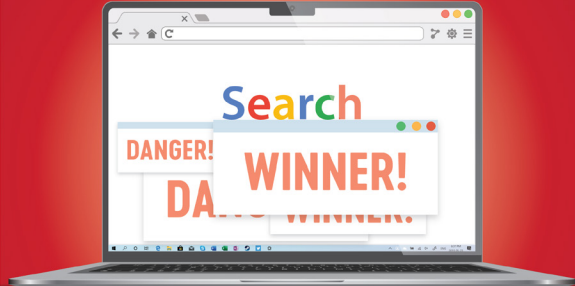
Page · Government organization

1823 Southridge Drive, Jefferson City, MO, United States, Missouri

Scams and Spam

Play Responsibly

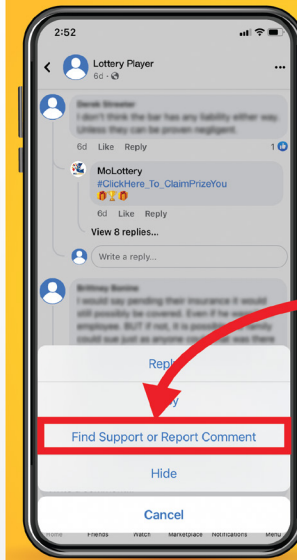
Be Wary of Pop-Ups or "Instant WIN" messages



You will never win a Missouri Lottery prize through a Pop-Up message on the Internet.

- To win a jackpot, you have to buy a Draw Games ticket.
- To win a Scratchers® prize, you have to buy a Scratchers® ticket.

Play Responsibly



How To Report SCAMS

Report scam/spam comments on social media using report tools.

Report scams to the FTC (Federal Trade Commission)

Logos, Photos, Links & Speakers Bureau

Logos

Missouri Lottery corporate and game logos are registered trademarks and/or service marks and may be used with permission from the Lottery. Logos are available via electronic transfer. Art is provided as Encapsulated Postscript File (EPS), JPG and GIF images. Logos produced at web resolutions can also be found in the [Media Center](#) at MOLottery.com, as well as usage guidelines for all Missouri Lottery corporate and game logos.

To Add the Lottery as a Link to Your Organization's Website

The Lottery offers businesses and organizations the opportunity to add the Lottery's logos to their websites to serve as a link to any of the following information:

- 1) Winning numbers and estimated jackpots;
- 2) Winning tickets and promotions;
- 3) How-to-play information;
- 4) Unclaimed prizes;
- 5) Instructions on how to claim a prize;
- 6) Responsible gaming;
- 7) Where Lottery proceeds go.

Missouri Lottery Speakers Bureau

The Missouri Lottery provides speakers free of charge. Attendees can learn how Lottery proceeds benefit education, earn income for local businesses and provide life-changing prizes for players. To arrange a presentation, interested individuals can contact the speakers bureau coordinator, Andrea Collette, at (573) 751-0273 or email Andrea.Collette@MOLottery.com.



***MO*Lottery**

The Games

Game Information

Players must be 18 years or older to purchase a Missouri Lottery ticket.



Scratchers®

The Missouri Lottery has offered players more than 1,400 different Scratchers® games ranging from \$1 to \$50 since the Lottery began in January 1986. These games have paid out prizes ranging from a free ticket to \$10 million.

Overall chances vary from game to game due to the variance in prize structures. Generally, [Scratchers®](#) games have average chances of winning of 1 in 4, ranging from 1 in 4.81 in the \$1 games to 1 in 2.84 in \$50 games. Overall, approximately 73% of Scratchers® sales are returned as prizes – ranging from 62% in \$1 games to 80% in \$50 games.

Draw Games



All Draw Games include an opportunity for players to select their own lucky numbers or let the computer select the number(s) by using the Quick Pick feature. The percentages of Quick Pick sales for Draw Games overall is 58%. The percent of sales using Quick Pick by game are:

Mega Millions® – 92%
Powerball® – 91%
Missouri Lotto – 90%
Cash4Life® – 82%
Show Me Cash® – 83%
Cash Pop™ – 31%

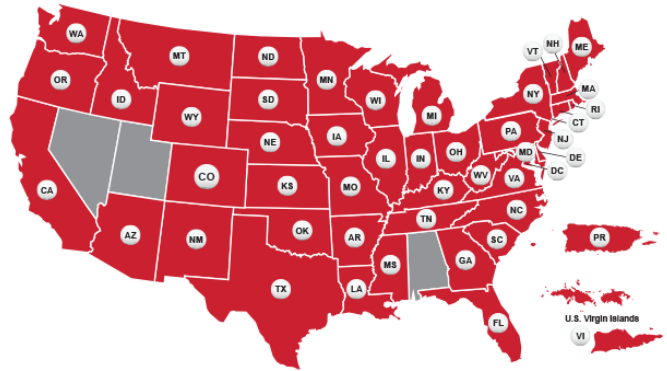
Club Keno® – 34%
Pick 3 – 11%
Pick 4 – 10%

Ticket Tips

- **Ensure the wager on the Draw Games ticket is the one you requested before you exchange money for the ticket.** It is the responsibility of the player to ensure that their ticket has the correct information, like the numbers played, dates played, type of play, etc.
- **Know when your tickets expire.** Draw Games tickets expire 180 days after the last winning draw date on the ticket. Scratchers® games expire 180 days after the official game ending date. Official Scratchers® game ending dates and expiration dates can be found at MOLottery.com
- **Sign your ticket.** Fill out and sign the back of your ticket immediately.
- **Keep tickets in a safe place.** In order to claim any Lottery prize, you must have your ticket. Just like dollar bills, Lottery tickets are bearer instruments.
- **Always allow extra time for any damaged ticket you send to the Lottery for verification.** Damaged tickets will take more time to process. From time to time, the Lottery receives tickets from players that have been destroyed by things like washing machines. Unfortunately, most of these tickets have been too badly damaged for the Lottery to reconstruct.

Powerball®

Powerball® is a multi-state Draw Game run by the Multi-State Lottery Association (MUSL) in Urbandale, Iowa. Drawings are held in Tallahassee, Florida. There are currently 48 members in Powerball®, including: Arizona, Arkansas, California, Colorado, Connecticut, Delaware, D.C., Florida, Georgia, Idaho, Illinois, Indiana, Iowa, Kansas, Kentucky, Louisiana, Maine, Maryland, Massachusetts, Michigan, Minnesota, Mississippi, Missouri, Montana, Nebraska, New Hampshire, New Jersey, New Mexico, New York, North Carolina, North Dakota, Ohio, Oklahoma, Oregon, Pennsylvania, Puerto Rico, Rhode Island, South Carolina, South Dakota, Tennessee, Texas, Vermont, Virgin Islands, Virginia, West Virginia, Washington, Wisconsin and Wyoming.




The game began as Lotto America on Feb. 3, 1988, and changed to Powerball® on April 19, 1992. Lotto America was also known in Missouri as Missouri's Megabucks before changing to Powerball®. Starting jackpot amounts and jackpot increases for each draw when the jackpot is not won are based on current game sales and interest rates.

To Play Powerball®

- Select five different numbers from 1 to 69.
- Choose the Powerball® number from 1 to 26.
- Or use Quick Pick ("QP") to allow the computer to choose the numbers randomly.

Game Options

- **Multi Draw:** Play the same numbers for up to 15 consecutive drawings. Powerball® can be played for 1, 2, 3, 4, 5, 6, 9, 12 or 15 consecutive drawings. Each play costs \$2.
- **Power Play®:** Power Play® is an optional play feature that allows a winner to increase their original prize amount. Powerball® Power Play® prizes can be increased 2, 3, 4, 5 or 10 times their base value, depending on the Power Play® number drawn. The "10X" Power Play® is in play when jackpots are under \$150 million. Power Play® applies to prizes from \$4 to \$50,000; the Match 5 prize with Power Play® is always \$2 million, regardless of the Power Play® number.
- **Double Play®:** Double Play® is an optional play feature that allows Powerball® players to play their numbers in a second drawing for an additional \$1 per play. Double Play® drawings are held following the main Powerball® drawing on Mondays, Wednesdays and Saturdays. Players who add Double Play® to their Powerball® tickets have the chance to win up to \$10 million, in addition to the chance to win in the main Powerball® drawing!



Powerball®

- **Powerball® "Jackpot Reset" Promotion:** The Powerball® "Jackpot Reset" promotion kicks in whenever a Powerball® jackpot is hit and the jackpot resets. For the next seven days, it will offer players a free \$2 Powerball® ticket with a qualifying purchase.

Payment Options

Jackpot winners have 60 days from the claim date to choose the annuity or lump-sum cash payment option. If an option is not selected after 60 days, payment automatically defaults to the graduated annuity option.

- **Jackpot payments (annuity):** 30 graduated annuity payments (payments that increase each year) over 29 years.
- **Lump-sum payment (cash):** The cash option prize is approximately half of the advertised jackpot. If a winner chooses the cash option, they will get the cash the Lottery would have invested over the 29-year annuity period in order to pay the advertised prize amount.

Game Details

Prize levels and chances:

POWERPLAY®

| Match | Prize | Chances: 1 in | Prize Payouts with Power Play® | | | | |
|-------------------------|-------------|----------------|--------------------------------|-------------|-------------|-------------|-------------|
| | | | 2X | 3X | 4X | 5X | 10X* |
| 5 white balls & PB | Jackpot | 292,201,338.00 | | | | | |
| 5 white balls (Match 5) | \$1 million | 11,688,053.52 | \$2 million | \$2 million | \$2 million | \$2 million | \$2 million |
| 4 white balls & PB | \$50,000 | 913,129.18 | \$100,000 | \$150,000 | \$200,000 | \$250,000 | \$500,000 |
| 4 white balls | \$100 | 36,525.17 | \$200 | \$300 | \$400 | \$500 | \$1,000 |
| 3 white balls & PB | \$100 | 14,494.11 | \$200 | \$300 | \$400 | \$500 | \$1,000 |
| 3 white balls | \$7 | 579.76 | \$14 | \$21 | \$28 | \$35 | \$70 |
| 2 white balls & PB | \$7 | 701.33 | \$14 | \$21 | \$28 | \$35 | \$70 |
| 1 white ball & PB | \$4 | 91.98 | \$8 | \$12 | \$16 | \$20 | \$40 |
| 0 white balls & PB | \$4 | 38.32 | \$8 | \$12 | \$16 | \$20 | \$40 |

Overall chances of winning:

1 in 24.87 for each \$3 play (\$2 PB + \$1 PP)

*10X is in play when jackpots are below \$150 million.

Double Play prize level and chances:

DOUBLE PLAY®

| Match | Prize | Chances: 1 in |
|-------------|--------------|----------------|
| 5 of 5 & PB | \$10 million | 292,201,338.00 |
| 5 of 5 | \$500,000 | 11,688,053.52 |
| 4 of 5 & PB | \$50,000 | 913,129.18 |
| 4 of 5 | \$500 | 36,525.17 |
| 3 of 5 & PB | \$500 | 14,494.11 |
| 3 of 5 | \$20 | 579.76 |
| 2 of 5 & PB | \$20 | 701.33 |
| 1 of 5 & PB | \$10 | 91.98 |
| 0 of 5 & PB | \$7 | 38.32 |

Overall chances of winning:

1 in 24.87 for each \$3 Play (\$2 Powerball®+ \$1 Double Play®)

Powerball®

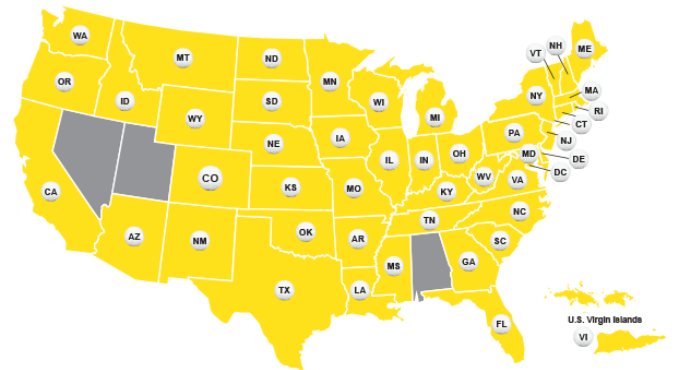
Game Details

| | |
|--|---|
| Cost: | \$2 for one play; \$1 additional for Power Play®; \$1 additional for Double Play® |
| Drawings: | Monday, Wednesday and Saturday, 9:59 p.m. Central Time; Double Play® drawing held following main Powerball® drawing. |
| No ticket sales: | Monday, Wednesday and Saturday, 8:59 to 10 p.m.; 2 to 5 a.m. daily |
| Total Powerball® jackpots won in Missouri since sales began in 1992 (as of Jan. 1, 2024): | 31 |
| Total \$1 million+ "Match 5" prizes won in Missouri since the 2012 game change (as of Jan. 1, 2024): | 75 |
| Total \$50,000+ third-tier prizes won in Missouri since the 2015 game change (as of Jan. 1, 2024): | 442 - Main Drawing 8 - Double Play Drawing |
| Average jackpot won in Missouri: | \$72.1 million |
| Average winners per draw: | 16,786 |
| Percent of sales using Quick Pick: | 91% |
| Largest jackpot won: | \$2.04 billion on Nov. 7, 2022, to a winner in California |
| Largest jackpot won in Missouri: | \$293.7 million on Nov. 28, 2012, claimed from a ticket purchased in Dearborn (split with another ticket holder in Arizona) |

Mega Millions®

[Mega Millions®](#) is a multi-state Draw Game, similar to Powerball®. Drawings are held in Atlanta, Georgia. There are currently 47 members in Mega Millions®, including: Arizona, Arkansas, California, Colorado, Connecticut, Delaware, D.C., Florida, Georgia, Idaho, Illinois, Indiana, Iowa, Kansas, Kentucky, Louisiana, Maine, Maryland, Massachusetts, Michigan, Minnesota, Mississippi, Missouri, Montana, Nebraska, New Hampshire, New Jersey, New Mexico, New York, North Carolina, North Dakota, Ohio, Oklahoma, Oregon, Pennsylvania, Rhode Island, South Carolina, South Dakota, Tennessee, Texas, Vermont, Virgin Islands, Virginia, Washington, West Virginia, Wisconsin and Wyoming.

Mega Millions® officially began in Missouri on Jan. 31, 2010. Starting jackpot amounts and jackpot increases for each draw when the jackpot is not won are based on current game sales and interest rates.



To Play Mega Millions®

- Select five different numbers from 1 to 70.
- Select one Mega Ball® between 1 and 25.
- Or use Quick Pick ("QP") to allow the computer to choose the numbers randomly.

Game Options

- **Multi Draw:** Play the same numbers for up to 15 consecutive drawings. Mega Millions® can be played for 1, 2, 3, 4, 5, 10 or 15 consecutive drawings. Each play costs \$2.
- **Megaplier®:** Megaplier® is an optional play feature that, for an extra \$1 per play, can increase non-jackpot prize winnings by 2, 3, 4 or 5 times its base value. The Megaplier® number will be chosen from a field of 15 numbers according to the following frequency: one "5X," three "4Xs," six "3Xs" and five "2Xs." With the Megaplier® feature, any \$2 through \$1 million prize won on a Mega Millions® play will be multiplied by that drawing's Megaplier® number.
- **Mega Millions® "Jackpot Reset" Promotion:** The Mega Millions® "Jackpot Reset" promotion kicks in whenever a Mega Millions® jackpot is hit and the jackpot resets. For the next seven days, it will offer players a free \$2 Mega Millions® ticket with a qualifying purchase.

Mega Fun and Fortune

\$2 per Play **MEGAPLIER® 1**
Add \$1 per play

MULTIDRAW 1 2 3 4 5 10 15 **PICK HOW MANY CONSECUTIVE DRAWINGS YOU WOULD LIKE TO PLAY**

PLAY A **PICK 5 OR QP** 1 2 3 4 5 6 7 8 9 10
 11 12 13 14 15 16 17 18 19 20 21 22 23 24 25 26
 27 28 29 30 31 32 33 34 35 36 37 38 39 40 41 42
 43 44 45 46 47 48 49 50 51 52 53 54 55 56 57 58
 59 60 61 62 63 64 65 66 67 68 69 70
PICK 1 OR QP 1 2 3 4 5 6 7 8 9 10 11 12 13
 14 15 16 17 18 19 20 21 22 23 24 25 **QP** **VOID**

PLAY B **PICK 5 OR QP** 1 2 3 4 5 6 7 8 9 10
 11 12 13 14 15 16 17 18 19 20 21 22 23 24 25 26
 27 28 29 30 31 32 33 34 35 36 37 38 39 40 41 42
 43 44 45 46 47 48 49 50 51 52 53 54 55 56 57 58
 59 60 61 62 63 64 65 66 67 68 69 70
PICK 1 OR QP 1 2 3 4 5 6 7 8 9 10 11 12 13
 14 15 16 17 18 19 20 21 22 23 24 25 **QP** **VOID**

PLAY C **PICK 5 OR QP** 1 2 3 4 5 6 7 8 9 10
 11 12 13 14 15 16 17 18 19 20 21 22 23 24 25 26
 27 28 29 30 31 32 33 34 35 36 37 38 39 40 41 42
 43 44 45 46 47 48 49 50 51 52 53 54 55 56 57 58
 59 60 61 62 63 64 65 66 67 68 69 70
PICK 1 OR QP 1 2 3 4 5 6 7 8 9 10 11 12 13
 14 15 16 17 18 19 20 21 22 23 24 25 **QP** **VOID**

PLAY D **PICK 5 OR QP** 1 2 3 4 5 6 7 8 9 10
 11 12 13 14 15 16 17 18 19 20 21 22 23 24 25 26
 27 28 29 30 31 32 33 34 35 36 37 38 39 40 41 42
 43 44 45 46 47 48 49 50 51 52 53 54 55 56 57 58
 59 60 61 62 63 64 65 66 67 68 69 70
PICK 1 OR QP 1 2 3 4 5 6 7 8 9 10 11 12 13
 14 15 16 17 18 19 20 21 22 23 24 25 **QP** **VOID**

PLAY E **PICK 5 OR QP** 1 2 3 4 5 6 7 8 9 10
 11 12 13 14 15 16 17 18 19 20 21 22 23 24 25 26
 27 28 29 30 31 32 33 34 35 36 37 38 39 40 41 42
 43 44 45 46 47 48 49 50 51 52 53 54 55 56 57 58
 59 60 61 62 63 64 65 66 67 68 69 70
PICK 1 OR QP 1 2 3 4 5 6 7 8 9 10 11 12 13
 14 15 16 17 18 19 20 21 22 23 24 25 **QP** **VOID**

Mega Millions®

Payment Options

Jackpot winners have 60 days from the claim date to choose the annuity or lump-sum cash payment option. If an option is not selected after 60 days, payment automatically defaults to the graduated annuity option.

- **Jackpot payments (annuity):** 30 graduated annuity payments (payments that increase each year) over 29 years.
- **Lump-sum payment (cash):** The lump-sum cash option prize is approximately half of the advertised jackpot. If a winner chooses the cash option, they will get the cash the Lottery would have invested over the 29-year annuity period in order to pay the advertised prize amount.

Game Details

Prize levels and chances:

| Match | Prize | Chances: 1 in | Prize Payouts with Megaplier® | | | |
|-------------------------|-------------|---------------|-------------------------------|-------------|-------------|-------------|
| | | | 2 | 3 | 4 | 5 |
| 5 white balls & MB | Jackpot | 302,575,350 | | | | |
| 5 white balls (Match 5) | \$1 million | 12,607,306 | \$2 million | \$3 million | \$4 million | \$5 million |
| 4 white balls & MB | \$10,000 | 931,001 | \$20,000 | \$30,000 | \$40,000 | \$50,000 |
| 4 white balls | \$500 | 38,792 | \$1,000 | \$1,500 | \$2,000 | \$2,500 |
| 3 white balls & MB | \$200 | 14,547 | \$400 | \$600 | \$800 | \$1,000 |
| 3 white balls | \$10 | 606 | \$20 | \$30 | \$40 | \$50 |
| 2 white balls & MB | \$10 | 693 | \$20 | \$30 | \$40 | \$50 |
| 1 white ball & MB | \$4 | 89 | \$8 | \$12 | \$16 | \$20 |
| 0 white balls & MB | \$2 | 37 | \$4 | \$6 | \$8 | \$10 |

Overall chances of winning:

1 in 24 for each \$2 play

Cost:

\$2 for one play;
\$1 additional for Megaplier®

Drawings:

Tuesday and Friday, 10 p.m. Central Time

No ticket sales:

Tuesday and Friday, 8:59 p.m. to 10 p.m.;
2 to 5 a.m. daily

Total Mega Millions jackpots won in Missouri since sales began in 2010

(as of Jan. 1, 2024):

2

Total \$1 million+ Match 5 prizes won in Missouri since the 2013 game change

(as of Jan. 1, 2024):

31

Average winners per draw:

15,386

Percent of sales using Quick Pick:

92%

Largest jackpot won:

\$1.602 billion on Aug. 8, 2023; one ticket sold in Florida

Largest jackpot won in Missouri:

\$50 million on March 12, 2019, sold in Kansas City

Cash4Life® is a multi-state Draw Game that offers a top prize of \$1,000 a day for life. Drawings are held in Trenton, New Jersey. There are currently 10 members in Cash4Life® including: Florida, Georgia, Indiana, Maryland, Missouri, New Jersey, New York, Pennsylvania, Tennessee and Virginia. The Draw Game officially began in Missouri on April 11, 2021.



To Play Cash4Life®

- Select five different numbers from 1 and 60.
- Select one CASH BALL® number from 1 and 4.
- Or use Quick Pick (“QP”) to allow the computer to choose the numbers randomly.

Game Options

- **Multi Draw:** Play the same numbers for up to 14 consecutive drawings. Cash4Life® can be played for 1, 2, 3, 4, 5, 6, 7 or 14 consecutive drawings. Each play costs \$2.
- **EZ Match:** For an additional \$1 per play, players can add EZ Match for a chance to win up to \$500 instantly. Once the EZ Match option is chosen, five EZ Match numbers will print on the Cash4Life® ticket below the Cash4Life® numbers. If any of the EZ Match numbers match the selected Cash4Life® numbers (regardless of the order), the player instantly wins the prize amount printed next to the matched EZ Match number(s). Note that the CASH BALL® is not included in EZ Match.

Payment Options

- **Top prize payments (annuity):** Both top and second-tier annuity prizes are paid out over a minimum of 20 years.
- **Lump-sum payment (cash):** The lump-sum cash option prize is approximately half of the guaranteed amount - \$7 million for top prize; \$1 million for second prize. The top prize is always pari-mutuel. The second prize is only pari-mutuel if the prize liability reaches \$5 million. If a winner chooses the cash option, they will get the cash the Lottery would have invested over the 20-year annuity period in order to pay the advertised prize amount.

Game Details

| | |
|----------------------------------|--|
| Cost: | \$2 for one play; \$1 additional for EZ Match |
| Drawings: | Daily, 8 p.m. Central time |
| No ticket sales: | 7:45 p.m. to 8 p.m. daily; 2 to 5 a.m. daily |
| Average winners per draw: | 2,186 |



Cash4Life[®]

Percent of sales using Quick Pick: 82%

Total \$1,000/Day for Life prizes won in Missouri 1
(as of Jan. 1, 2024):

Total \$1,000/Week for Life prizes won in Missouri 2
(as of Jan. 1, 2024):

Prize Levels and Chances:

| Match | Prize | Chances: 1 in |
|--------------------|---------------------------|---------------|
| 5 white balls + CB | \$1,000 A Day for Life* | 21,846,048 |
| 5 white balls | \$1,000 A Week for Life** | 7,282,016 |
| 4 white balls+ CB | \$2,500 | 79,440 |
| 4 white balls | \$500 | 26,480 |
| 3 white balls + CB | \$100 | 1,471 |
| 3 white balls | \$25 | 490 |
| 2 white balls + CB | \$10 | 83 |
| 2 white balls | \$4 | 28 |
| 1 white ball + CB | \$2 | 13 |

Overall chances of winning: 1 in 8 for each \$2 play

***Top Prize: 5 white balls + Cash Ball[®]**

Top-prize winners may choose a lump sum cash option of \$7 million or an annual installment option of \$365,000. Winners who choose the annual installment option are entitled to no less than 20 annual installment payments.

If there is more than one top-prize winner for any drawing, the prize will be paid on a pari-mutuel basis, as outlined in the game rules.

****Second Prize: 5 white balls + No Cash Ball[®]**

Second-prize winners may choose a lump-sum option of \$1 million or an annual installment option of \$52,000. Winners who choose the annual installment option are entitled to no less than 20 annual installment payments.

If the second-prize liability for any drawing exceeds \$5 million, the prize will be paid on a pari-mutuel basis, as outlined in the game rules.

All prizes are rounded to the nearest dollar. For complete game rules, go to MOLottery.com.

[Missouri Lotto](#) is an in-state Draw Game that offers players a chance to win a life-changing prize. Jackpots start at \$1 million and have reached as high as \$19 million. The Draw Game officially began on Oct. 1, 1986.



To Play Lotto

- Select two sets of six different numbers between 1 and 44.
- Or use Quick Pick ("QP") to allow the computer to choose the numbers randomly.


Game Options

- **Multi Draw:** Play the same numbers for up to 15 consecutive drawings. Lotto can be played for 1, 2, 3, 4, 5, 10 or 15 consecutive drawings. Two plays cost \$1.
- **EZ Match:** For an additional \$1 per play, players can add EZ Match for a chance to win up to \$500 instantly. Once the EZ Match option is chosen, six EZ Match numbers will print on the Lotto ticket below the Lotto numbers. If any of the EZ Match numbers match the selected Lotto numbers (regardless of the order), the player instantly wins the prize amount printed next to the matched EZ Match number(s).
- **Lotto Doubler:** Lotto Doubler is a FREE game feature that gives players the chance to double winnings whenever a Lotto ticket is purchased. Lotto tickets are randomly printed with the message, "THIS IS A DOUBLER TICKET!" Whenever a Lotto ticket has this message printed on it and the player wins a non-jackpot prize, the prize is doubled.

Payment Options

Jackpot winners have 60 days from the claim date to choose an annuity or lump-sum payment option. If players do not choose an option after 60 days, payment automatically defaults to the annuity option.

- **Jackpot payments (annuity):** Prize is paid out in 25 payments over 24 years.
- **Lump-sum payment (cash):** The lump-sum cash option prize is approximately half of the advertised jackpot. If they choose the cash option, they will get the cash the Lottery would have invested over the 24-year annuity period in order to pay the advertised prize amount.



Lotto

Game Details

Prize levels and chances:

| Match | Win | Chances: 1 in |
|--------|------------------------|---------------|
| 6 of 6 | Jackpot | 3,529,526 |
| 5 of 6 | \$715 (average amount) | 15,480 |
| 4 of 6 | \$29 (average amount) | 335 |
| 3 of 6 | Free Ticket (QP) | 21 |

Overall chances: 1 in 20 for each \$1 set of plays

| | |
|---|--|
| Cost: | \$1 for two plays; \$1 additional for EZ Match |
| Drawings: | Wednesday and Saturday, 8:59 p.m. Central Time |
| No ticket sales: | Wednesday and Saturday, 8:59 p.m. to 9:15 p.m.; 2 to 5 a.m. daily |
| Average jackpot won: (as of Jan. 1, 2024): | \$2.9 million |
| Total Lotto jackpot tickets sold: (as of Jan. 1, 2024): | 273 |
| Average winners per draw: | 12,045 |
| Percentage of sales using Quick Pick: | 90% |
| Largest jackpot won: | \$19 million on June 10, 2000, from a ticket sold in Creve Coeur |

Show Me Cash®

Show Me Cash® is an in-state daily Draw Game that offers a jackpot that starts at \$50,000 and rolls until won. The Draw Game officially began on Sept. 8, 2008.



To Play Show Me Cash®

- Select five different numbers between 1 and 39.
- Or use Quick Pick ("QP") to allow the computer to choose the numbers randomly.

Game Options

- **Multi Draw:** Play the same numbers for up to 14 consecutive drawings. Show Me Cash® can be played for 1, 2, 3, 4, 5, 6, 7 or 14 consecutive draws. Each play costs \$1.
- **EZ Match:** For an additional \$1 per play, players can add EZ Match for a chance to win up to \$500 instantly. Once the EZ Match option is chosen, five EZ Match numbers will print on the Show Me Cash® ticket below the Show Me Cash® numbers. If any of the EZ Match numbers match the selected Show Me Cash® numbers (regardless of the order), the player instantly wins the prize amount printed next to the matched EZ Match number(s).

Game Details

Prize levels and chances:

| Match | Prize | Chances: 1 In |
|--------|-------------------------------|---------------|
| 5 of 5 | Jackpot – minimum of \$50,000 | 575,757 |
| 4 of 5 | \$250 | 3,386.8 |
| 3 of 5 | \$10 | 102.6 |
| 2 of 5 | \$1 | 9.6 |

Overall chances of winning: 1 in 8.77 for each \$1 play

Cost: \$1 for one play;
\$1 additional for EZ Match

Drawings: 8:59 p.m. daily

No ticket sales: 8:59 to 9:15 p.m. daily;
2 to 5 a.m. daily

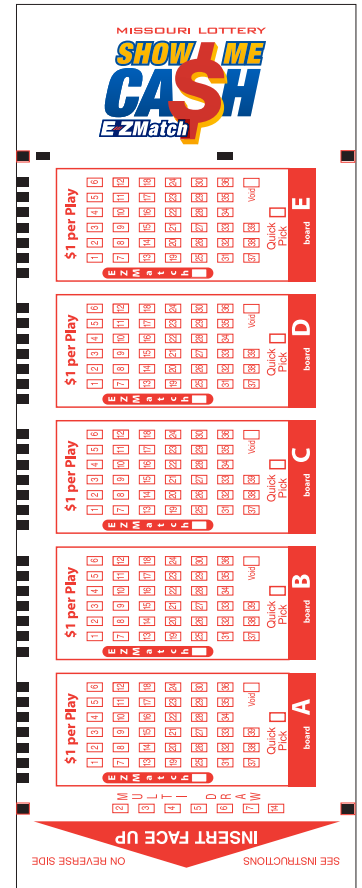
Average Show Me Cash jackpots won:
(as of Jan. 1, 2024): \$160,508

Total Show Me Cash jackpots won:
(as of Jan. 1, 2024): 774

Average winners per draw: 9,502

Percentage of sales using Quick Pick: 83%

Largest jackpot won: \$1,054,000 on June 23, 2019; three tickets sold in St. Charles, Kansas City and St. Joseph



Pick 3

Pick 3 is a twice-daily cash in-state Draw Game that offers players a chance to win up to \$600. It officially began on Feb. 26, 1987.



To Play Pick 3

- Pick three numbers between 0 and 9; select a play amount.
- Or use Quick Pick ("QP") to allow the computer to choose the numbers randomly.
- Select play type.
- Select "Midday," "Evening" or "Both" depending on the drawings desired.

Game Options

- **Multi Draw:** Play the same numbers for up to 14 consecutive drawings (Midday or Evening). Pick 3 can be played for 1, 2, 3, 4, 5, 6, 7 or 14 consecutive draws.
- **Play Types:** Decide the order of your numbers: Straight, Box, Straight/Box, Front Pair, Back Pair or Combo.
 - Straight:** Match your numbers in exact order as drawn.
 - Box:** Match your numbers in any order.
 - Straight/Box:** Match your numbers in exact order or any order.
 - Front Pair:** Match the first two digits in exact order.
 - Back Pair:** Match the last two digits in exact order.
 - Combo:** Gives all possible three-number combinations of the chosen numbers for an exact-order win.
- **Wild Ball:** For an additional \$1 per play, Wild Ball is an option that replaces any of the winning Pick 3 numbers with the Wild Ball number to create more winning combinations and more ways to win.
- **EZ Match:** For an additional \$1 per play, players can add EZ Match for a chance to win up to \$500 instantly. Once the EZ Match option is chosen, three EZ Match numbers will print on the Pick 3 ticket below the Pick 3 numbers. If any of the EZ Match numbers match the selected Pick 3 numbers (regardless of the order), the player instantly wins the prize amount printed next to the matched EZ Match number(s).

The image shows a sample Pick 3 EZ Match ticket form. It features five boards labeled Board A through Board E. Each board has a grid for selecting numbers from 0 to 9. Below the boards, there are sections for selecting a play type (Straight, Box, Straight/Box, Front Pair, Back Pair, Combo), a play amount (\$1 or \$1.50), and options for Wild Ball and EZ Match. At the bottom, there are checkboxes for Midday, Evening, or Both drawings, and a Quick Pick option. A vertical note on the right side of the form states: "EZ Match is an additional \$1 per play".

Liability Limits

Two Missouri Lottery games – Pick 3 and Pick 4 – have liability limits, meaning players may be denied the purchase of numbers when a certain number of tickets with a particular combination have been sold. Liability limits have been placed on these games to keep the Lottery from selling more winning tickets than it can pay. The liability limit is \$1.5 million for Pick 3. Setting liability limits is standard in the lottery industry on games with fixed payouts.

Pick 3

Game Details

| | |
|--|---|
| Cost: | 50 cents or \$1 per play, excluding Combo; \$1 additional for EZ Match; 50 cents additional for Wild Ball |
| Drawings: | 12:45 and 8:59 p.m. daily |
| No ticket sales: | 12:45 to 12:59 p.m. daily; 8:59 to 9:15 p.m. daily; 2 to 5 a.m. daily |
| Average daily winners: | 1,556 |
| Percentage of sales using Quick Pick: | 10% |

Pick 3 Play Combinations, Payouts and Chances

| TYPE OF PLAY | TO WIN, MATCH YOUR NUMBERS TO THOSE DRAWN IN | CHANCES 1 IN | PRIZE |
|--|---|-----------------|-----------------------|
| \$1 STRAIGHT | | | |
| Example: 123 | Exact Order | 1,000 | \$600 |
| \$1 BOX | | | |
| 6-Way (number has 3 different digits) Example: 123 | Any Order | 167 | \$100 |
| 3-Way (number has 2 same digits) Example: 599 | Any Order | 333 | \$200 |
| \$1 STRAIGHT/BOX (50c / 50c) | | | |
| 6-Way (number has 3 different digits) Example: 123 | Exact Order or Any Order | 1,000 or 167 | \$350 or \$50 |
| 3-Way (number has 2 same digits) Example: 599 | Exact Order or Any Order | 1,000 or 333 | \$400 or \$100 |
| \$1 FRONT PAIR | | | |
| Example: 12X | Exact Order (of first 2 digits only) | 100 | \$60 |
| \$1 BACK PAIR | | | |
| Example: X23 | Exact Order (of last 2 digits only) | 100 | \$60 |
| COMBO | | | |
| \$6 6-Way (number has 3 different digits) Example: 529 | This wager provides the player all possible number combinations of the 3 numbers drawn for Exact-Order win. | 167 | \$600 for \$6 play |
| \$3 3-Way (number has 2 same digits) Example: 122 | These wagers provide the player all possible number combinations of the 3 numbers drawn in exact-order win. | 333 | \$600 for \$3 play |

Pick 3 - Wild Ball

The Wild Ball is drawn immediately following each Pick 3 drawing. Players can even win multiple Wild Ball prizes on the same play!

Here is an example of how the Wild Ball replaces any winning number to create more ways to win. You select 1-1-2 as your Pick 3 numbers, choosing Box as the play type for \$1 and adding the Wild Ball option for an additional \$1. The winning Pick 3 numbers drawn are 1-1-1 and the Wild Ball is 2. The Wild Ball, 2, will replace any of the Lottery-drawn numbers creating three new winning combinations – in this case, 2-1-1, 1-2-1 and 1-1-2 – for THREE Wild Ball Box prizes of \$68 each for a total Wild Ball win of \$204 (\$68 x 3).

Pick 3 - Wild Ball Play Combinations, Payouts and Chances

| MATCH | CHANCES 1 IN | PRIZE |
|---|---------------------------|------------------------------|
| \$1 STRAIGHT | | |
| Exact Order | 333 | \$200 |
| \$1 BOX | | |
| 3-Way (number has 2 same digits) Any Order | 111 | \$68 |
| 6-Way (number has 3 different digits) Any Order | 56 | \$34 |
| \$1 STRAIGHT/BOX (50c/50c) | | |
| 3-Way (number has 2 same digits) Exact Order or Any Order | Straight: 333 Box: 111 | Straight: \$134 Box: \$34 |
| 6-Way (number has 3 different digits) Exact Order or Any Order | Straight: 333 Box: 56 | Straight: \$117 Box: \$17 |
| \$1 FRONT PAIR | | |
| Exact Order (first two digits only) | 33.33 | \$20 |
| \$1 BACK PAIR | | |
| Exact Order (last two digits only) | 33.33 | \$20 |
| COMBO | | |
| \$3 3-Way (number has 2 same digits) | 111 | \$200 |
| \$6 6-Way (number has 3 different digits) | 56 | \$200 |
| Prizes above reflect \$1 Pick 3 base play + Wild Ball. | | |

Pick 4

Pick 4 is a twice-daily cash Draw Game that offers players a chance to win up to \$6,000. The game officially began on Nov. 2, 1998.

To Play Pick 4

- Pick four numbers between 0 and 9, and select a play amount.
- Or use Quick Pick ("QP") to allow the computer to choose the numbers randomly.
- Select play type.
- Select "Midday," "Evening" or "Both" depending on the drawings desired.



Game Options

- **Multi Draw:** Play the same numbers for up to 14 consecutive drawings (Midday or Evening). Pick 4 can be played for 1, 2, 3, 4, 5, 6, 7 or 14 consecutive draws.
- **Play Types:** Decide the order of your numbers: Straight, Box, Straight/Box, Front Pair, Middle Pair, Back Pair, Front Three, Back Three or Combo.
 - Straight:** Match your numbers in exact order as drawn.
 - Box:** Match your numbers in any order.
 - Straight/Box:** Match your numbers in exact order or any order.
 - Front Pair:** Match the first two digits in exact order.
 - Middle Pair:** Match the middle two digits in exact order.
 - Back Pair:** Match the last two digits in exact order.
 - Front Three:** Match the first three digits in exact order.
 - Back Three:** Match the last three digits in exact order.
 - Combo:** Gives all possible four-number combinations of the chosen numbers for an exact-order win.
- **Wild Ball:** Wild Ball is an option that replaces any of the winning Pick 4 numbers with the Wild Ball number to create more winning combinations and more ways to win.
- **EZ Match:** For an additional \$1 per play, players can add EZ Match for a chance to win up to \$500 instantly. Once the EZ Match option is chosen, four EZ Match numbers will print on the Pick 4 ticket below the Pick 4 numbers. If any of the EZ Match numbers match the selected Pick 4 numbers (regardless of the order), the player instantly wins the prize amount printed next to the matched EZ Match number(s).

The image shows a sample Pick 4 ticket form with five boards labeled Board A through Board E. Each board has a grid for selecting numbers (0-9) and checkboxes for play types: Straight, Straight/Box, Box, Front Pair, Middle Pair, Back Pair, Front Three, Back Three, and Combo. Below the boards are checkboxes for 'MIDDAY', 'EVENING', and 'BOTH'. At the bottom, there are checkboxes for 'EZ Match' and 'Quick Pick'. A vertical note on the right side of the form states: 'EZ Match is an additional \$1 per play'.

Liability Limits

Two Missouri Lottery games – Pick 3 and Pick 4 – have liability limits, meaning players may be denied the purchase of numbers when a certain number of tickets with a particular combination have been sold. Liability limits have been placed on these games to keep the Lottery from selling more winning tickets than it can pay. The liability limit is \$1.5 million for Pick 4. Setting liability limits is standard in the lottery industry on games with fixed payouts.

Pick 4

Game Details

| | |
|---|---|
| Cost: | 50 cents or \$1 per play, excluding Combo; \$1 additional for EZ Match; 50 cents additional for Wild Ball |
| Drawings: | 12:45 and 8:59 p.m. daily |
| No ticket sales: | 12:45 to 12:59 p.m. daily; 8:59 to 9:15 p.m. daily; 2 to 5 a.m. daily |
| Average daily winners: | 571 |
| Percent of sales using Quick Pick: | 10% |

Pick 4

Pick 4 Play Combinations, Payouts and Chances

| TYPE OF PLAY | TO WIN, MATCH YOUR NUMBERS TO THOSE DRAWN IN | CHANCES 1 IN | PRIZE |
|---|---|-------------------------------------|------------------|
| \$1 STRAIGHT | | | |
| Example: 1234 | Exact Order | 10,000 | \$6,000 |
| \$1 BOX | | | |
| 4-Way (# has 3 same digits) Example: 3999 | Any Order | 2,500 | \$1,500 |
| 6-Way (# has 2 pair same digits) Example: 2233 | Any Order | 1,667 | \$1,000 |
| 12-Way (# has 2 same digits) Example: 3822 | Any Order | 833 | \$500 |
| 24-Way (# has 4 different digits) Example: 1234 | Any Order | 417 | \$250 |
| \$1 STRAIGHT/BOX (50¢ / 50¢) | | | |
| 4-Way (# has 3 same digits) Example: 1112 | Exact Order or Any Order | 10,000 or 2,500 | \$3,750 or \$750 |
| 6-Way (# has 2 pair same digits) Example: 5566 | Exact Order or Any Order | 10,000 or 1,667 | \$3,500 or \$500 |
| 12-Way (# has 2 same digits) Example: 9772 | Exact Order or Any Order | 10,000 or 833 | \$3,250 or \$250 |
| 24-Way (# has 4 different digits) Example: 5678 | Exact Order or Any Order | 10,000 or 417 | \$3,125 or \$125 |
| \$1 FRONT PAIR | | | |
| Example: 12XX | Exact Order (of first 2 digits only) | 100 | \$60 |
| \$1 BACK PAIR | | | |
| Example: XX23 | Exact Order (of last 2 digits only) | 100 | \$60 |
| \$1 MIDDLE PAIR | | | |
| Example: X23X | Exact Order (of middle 2 digits only) | 100 | \$60 |
| \$1 FRONT 3 | | | |
| Example: 123X | Exact Order (of first 3 digits only) | 1,000 | \$600 |
| \$1 BACK 3 | | | |
| Example: X234 | Exact Order (of last 3 digits only) | 1,000 | \$600 |
| COMBO | | | |
| (\$4 - \$24) | This wager provides the player all possible # combinations of the 4 #s drawn for Exact-Order win. | Chances depend on numbers selected. | \$6,000 |

Pick 4 - Wild Ball

The Wild Ball is drawn immediately following each Pick 4 drawing. Players can even win multiple Wild Ball prizes on the same play!

Here is an example of how the Wild Ball replaces any winning number to create more ways to win. You select 1-1-1-2 as your Pick 4 numbers, choosing Box as the play type for \$1 and adding the Wild Ball option for an additional \$1. The winning Pick 4 numbers drawn are 1-1-1-1 and the Wild Ball is 2. The Wild Ball, 2, will replace any of the Lottery-drawn numbers creating four new winning combinations – in this case, 2-1-1-1, 1-2-1-1, 1-1-2-1 and 1-1-1-2 – for FOUR Wild Ball Box prizes of \$380 each for a total Wild Ball win of \$1,520 (\$380 x 4).

Pick 4 - Wild Ball Play Combinations, Payouts and Chances

| MATCH | CHANCES 1 IN | PRIZE |
|--|--------------------------------|-------------------------------|
| \$1 STRAIGHT | | |
| Exact Order | 2,500 | \$1,500 |
| \$1 BOX | | |
| 4-Way (number has 3 same digits) Any Order | 625 | \$380 |
| 6-Way (number has 2 pair same digits) Any Order | 416.67 | \$250 |
| 12-Way (number has 2 same digits) Any Order | 208.33 | \$126 |
| 24-Way (number has 4 different digits) Any Order | 104.17 | \$62 |
| \$1 STRAIGHT BOX 50¢/50¢ | | |
| 4-Way (number has 3 same digits) Exact Order or Any Order | Straight: 2,500 Box: 625 | Straight: \$940 Box: \$190 |
| 6-Way (number has 2 same pair digits) Exact Order or Any Order | Straight: 2,500 Box: 416.67 | Straight: \$875 Box: \$125 |
| 12-Way (number has 2 same digits) Exact Order or Any Order | Straight: 2,500 Box: 208 | Straight: \$813 Box: \$63 |
| 24-Way (number has 4 different digits) Exact Order or Any Order | Straight: 2,500 Box: 104.17 | Straight: \$781 Box: \$31 |
| \$1 FRONT 3 | | |
| Exact Order (first 3 digits only) | 250 | \$150 |
| \$1 BACK 3 | | |
| Exact Order (last 3 digits only) | 250 | \$150 |
| \$1 FRONT PAIR | | |
| Exact Order (first 2 digits only) | 25 | \$15 |

Pick 4 - Wild Ball

Pick 4 - Wild Ball Play Combinations, Payouts and Chances (continued)

| \$1 BACK PAIR | | |
|----------------------------------|----|------|
| Exact Order (last 3 digits only) | 25 | \$15 |

| \$1 MIDDLE PAIR | | |
|------------------------------------|----|------|
| Exact Order (middle 2 digits only) | 25 | \$15 |

| COMBO | | |
|---|--------|---------|
| \$4 4-Way (number has 3 same digits) | 625 | \$1,500 |
| \$6 6-Way (number has 2 pair same digits) | 416.67 | \$1,500 |
| \$12 12-Way (number has 2 same digits) | 208.33 | \$1,500 |
| \$24 24-Way (number has 4 different digits) | 104.17 | \$1,500 |

Prizes above reflect \$1 Pick 4 base play + Wild Ball.

Cash Pop

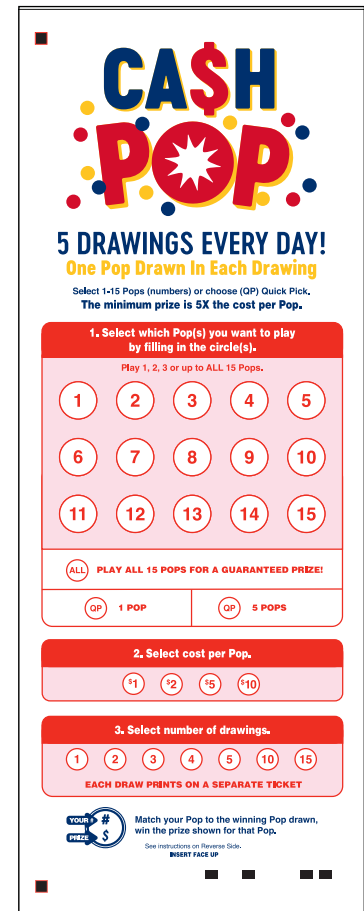
Cash Pop™ is an in-state Draw Game that offers players an opportunity to win up to \$2,500. One Cash Pop™ number is drawn in each of five daily drawings. The Draw Game officially began May 22, 2022.

To Play Cash Pop™

- Select which Pop(s) you want to play. (Your Pops are your numbers.)
- Select your Pop(s) between 1 and 15, or use Quick Pick (QP) to allow the computer to choose the numbers randomly.
- Select the dollar amount you want to play – \$1, \$2, \$5 or \$10 – per Pop. The higher the amount played per Pop, the higher the possible prize.
- Choose the number of drawings to play your Pop(s). Cash Pop™ can be played for 1, 2, 3, 4, 5, 10 or 15 consecutive drawings.

Game Details

| | |
|--|--|
| Overall chances of winning: | 1 in 15 |
| Cost: | \$1, \$2, \$5 or \$10 per Pop |
| Drawings: | 5 times daily: Early Bird at 8 a.m.; Late Morning at 11 a.m.; Matinee at 3 p.m.; Prime Time at 7 p.m.; Night Owl at 11 p.m. |
| No ticket sales: | 2 to 5 a.m. daily |
| Average daily winners: | 1,146 |
| Percentage of sales using Quick Pick: | 31% |



Cash Pop

Cash Pop™ Play Combinations, Payouts and Chances

| \$1 PLAY | | | \$2 PLAY | | |
|----------|-------------------------------------|----------------|----------|-------------------------------------|----------------|
| PRIZE | CHANCE OF RECEIVING PRIZE ON TICKET | CHANCES TO WIN | PRIZE | CHANCE OF RECEIVING PRIZE ON TICKET | CHANCES TO WIN |
| \$5 | 1 in 2.07 | 1 in 31.05 | \$10 | 1 in 2.09 | 1 in 31.30 |
| \$7 | 1 in 5.00 | 1 in 75.00 | \$14 | 1 in 6.00 | 1 in 90.00 |
| \$10 | 1 in 7.00 | 1 in 105.00 | \$20 | 1 in 7.00 | 1 in 105.00 |
| \$15 | 1 in 12.00 | 1 in 180.00 | \$30 | 1 in 10.00 | 1 in 150.00 |
| \$20 | 1 in 18.00 | 1 in 270.00 | \$40 | 1 in 15.00 | 1 in 225.00 |
| \$25 | 1 in 42.00 | 1 in 630.00 | \$50 | 1 in 30.00 | 1 in 450.00 |
| \$50 | 1 in 150.00 | 1 in 2,249.99 | \$100 | 1 in 150.00 | 1 in 2,249.99 |
| \$100 | 1 in 275.00 | 1 in 4,124.96 | \$200 | 1 in 275.00 | 1 in 4,124.96 |
| \$250 | 1 in 1,000.00 | 1 in 15,000.00 | \$500 | 1 in 1,000.00 | 1 in 15,000.00 |

| \$5 PLAY | | | \$10 PLAY | | |
|----------|-------------------------------------|----------------|-----------|-------------------------------------|----------------|
| PRIZE | CHANCE OF RECEIVING PRIZE ON TICKET | CHANCES TO WIN | PRIZE | CHANCE OF RECEIVING PRIZE ON TICKET | CHANCES TO WIN |
| \$25 | 1 in 2.05 | 1 in 30.82 | \$50 | 1 in 2.13 | 1 in 31.88 |
| \$35 | 1 in 7.00 | 1 in 105.00 | \$70 | 1 in 7.00 | 1 in 105.00 |
| \$50 | 1 in 8.00 | 1 in 120.00 | \$100 | 1 in 8.00 | 1 in 120.00 |
| \$75 | 1 in 10.00 | 1 in 150.00 | \$150 | 1 in 10.00 | 1 in 150.00 |
| \$100 | 1 in 12.00 | 1 in 180.00 | \$200 | 1 in 12.00 | 1 in 180.00 |
| \$125 | 1 in 20.00 | 1 in 300.00 | \$250 | 1 in 16.00 | 1 in 240.00 |
| \$250 | 1 in 135.00 | 1 in 2,025.00 | \$500 | 1 in 90.00 | 1 in 1,350.00 |
| \$500 | 1 in 275.00 | 1 in 4,124.96 | \$1,000 | 1 in 275.00 | 1 in 4,124.96 |
| \$1,250 | 1 in 1,000.00 | 1 in 15,000.00 | \$2,500 | 1 in 1,000.00 | 1 in 15,000.00 |

Prizes are printed on Cash Pop tickets below each selected Pop. Prize amounts are variable and based on the dollar amount played per Pop. Prize amounts are at least 5X the amount played per Pop.

Club Keno®

Club Keno® is a daily Draw Game that gives players a chance to win up to \$100,000 per \$1 ticket or up to \$1 million with add-on options. Drawings are held every four minutes from 5:04 a.m. to 1:52 a.m.

The traditional Club Keno® is available at approximately 800 social environment locations like restaurants, bars and fraternal organizations. The drawings are shown on video monitors at the retail location. The Draw Game officially began on May 28, 2002.

Keno To Go is available at convenience stores, grocery stores and similar locations.



To Play Club Keno®

- To play, choose how many different numbers (also called "Spots") you want to play from 1 to 10 or by using Quick Pick. Twenty numbers from a field of 1-80 will be chosen randomly by the computer. Players win for the drawing they played if their numbers match those drawn. The more numbers a player matches, the more they will win. Players can even win by not matching any Spots in a 10-Spot game. Club Keno® can be played for 1, 2, 3, 4, 5, 10 or 20 consecutive draws.

Optional Add-On Features

- Multiplier:** This option provides the opportunity to multiply a prize up to 10 times the base amount, up to \$1 million. Multiplier doubles the cost of the play.
- Bulls-Eye:** This option provides larger prizes and more chances to win. Bulls-Eye doubles the cost of the play.
- Double Bulls-Eye®:** This option provides more chances at larger prizes and more chances to win. Double Bulls-Eye triples the cost of the play.

Progressive Jackpot with 6-, 7- and 8-Spot Games

The 6-, 7- and 8-Spot games have an extra rolling jackpot prize called Progressive jackpot. Players are automatically eligible if they choose to play any of these three Spots. **There is no additional cost and nothing additional to mark on the playslip.** The Progressive jackpot feature adds a rolling jackpot bonus prize in addition to the regular top prizes on these Spots (6 of 6, 7 of 7 or 8 of 8 numbers matching those drawn). It is a pari-mutuel jackpot prize, meaning the prize varies depending on the total amount played and number of winners. If a player matches all the numbers on a 6-, 7- or 8-Spot game, the player will automatically win both the regular prize and the rolling jackpot bonus prize. If the jackpot is not won during the drawing, it continues to grow.

Club Keno

Drawings Every Four Minutes!
More Than 300 Chances to Win **\$1 Million** Every Day

1. Select how many Spots (numbers) you wish to play.

1 2 3 4 5 6 7 8 9 10

2. Select your numbers or choose QP (Quick Pick).

1 2 3 4 5 6 7 8 9 10
11 12 13 14 15 16 17 18 19 20
21 22 23 24 25 26 27 28 29 30
31 32 33 34 35 36 37 38 39 40
41 42 43 44 45 46 47 48 49 50
51 52 53 54 55 56 57 58 59 60
61 62 63 64 65 66 67 68 69 70
71 72 73 74 75 76 77 78 79 80

3. Select number of drawings you wish to play.

1 2 3 4 5 10 20

4. Select dollar amount you want to play per drawing.
Total Cost = Number of Drawings X Dollar Amount

1 2 3 4 5 10 20

5. OPTIONAL ADD-ON FEATURES
Select 1 only or you may leave blank.

| | | |
|---|--|---|
| X MULTIPLIER Multiply your win up to 10 times! Total ticket cost doubles <input type="checkbox"/> | 🎯 BULLS-EYE Match red Bulls-Eye to increase your prize! Total ticket cost doubles <input type="checkbox"/> | 🎯 DOUBLE BULLS-EYE Match red Bulls-Eye or green Double Bulls-Eye to increase your prize even more! Total ticket cost triples <input type="checkbox"/> |
|---|--|---|

See Instructions on Reverse Side.
INSERT FACE UP

Progressive Jackpot on Club Keno® Monitor

The Club Keno® Progressive jackpot amount is the base play for that Spot play and bonus jackpot amount. Example: The base for matching all eight numbers on an 8-Spot game is \$10,000. When the monitor displays \$10,500 for the 8-Spot Progressive jackpot, it is equal to the \$10,000 base plus the jackpot bonus amount (in this case, \$500).



Multiplier Feature

With this feature, players have the option to win up to 10 times the prize amount on all Club Keno® base prizes (up to \$1 million). Before each drawing, a wheel is spun to determine the Multiplier number for that drawing. The wheel includes 80 slots with the numbers 1, 2, 3, 4, 5 and 10. Those numbers represent the amount of the Multiplier. See the chart below for overall chances for the Multiplier. Multiplier costs an additional \$1 per \$1 play.

| Multiplier Number | Number of times each number appears on the wheel | Overall chances of number being selected is 1 in: |
|-------------------|--|---|
| 1X | 32 | 2.5 |
| 2X | 34 | 2.35 |
| 3X | 5 | 16 |
| 4X | 5 | 16 |
| 5X | 3 | 26.67 |
| 10X | 1 | 80 |

Chances of at least 2 being selected are 1 in 1.67



Bulls-Eye Feature

The Bulls-Eye option offers larger prizes and more chances to win. One of the winning 20 numbers drawn every four minutes is the red Bulls-Eye number. Every time a player adds Bulls-Eye and matches the Bulls-Eye number, they will win bigger prizes. Players can win a Bulls-Eye prize even if they don't win a Club Keno® prize. There are three ways to win when Bulls-Eye is added:

1. Match your number to the Bulls-Eye number drawn with no other Club Keno® numbers matching those drawn.
2. Match your number to the Bulls-Eye number and additional Club Keno® numbers drawn.
3. Match your Club Keno® numbers to those drawn with no Bulls-Eye number match.

The total cost of the transaction will be doubled, meaning the Bulls-Eye wager will always match the amount of your Club Keno® wager.

Club Keno[®]



Double Bulls-Eye[®] Feature

The Double Bulls-Eye[®] option offers even larger prizes and more chances to win. During every Club Keno[®] drawing, 20 winning numbers are drawn. At the end of that drawing, one of those numbers is selected as the red Bulls-Eye number. With the addition of Double Bulls-Eye[®], a second Bulls-Eye number (green) will be drawn after the first Bulls-Eye number has been drawn. Players who play Double Bulls-Eye[®] will win when they match either the red or green Bulls-Eye number and even more when they match both Bulls-Eye numbers for Double Bulls-Eye[®]. There are five ways to win when Double Bulls-Eye[®] is added to a Club Keno[®] Play:

1. Match the Club Keno[®] numbers played to **either** the red **or** green Bulls-Eye numbers with **no** other Club Keno numbers matching those drawn.
2. Match the Club Keno[®] numbers played to **either** the red **or** green Bulls-Eye numbers **and** additional Club Keno numbers drawn.
3. Match the Club Keno[®] numbers played to **both** the red **and** green Bulls-Eye numbers (Double Bulls-Eye[®]) with **no** other Club Keno[®] numbers matching those drawn.
4. Match the Club Keno[®] numbers played to **both** the red **and** green Bulls-Eye numbers (Double Bulls-Eye[®]) **and** additional Club Keno[®] numbers matching those drawn.
5. Match the Club Keno[®] numbers played to those drawn with no Bulls-Eye numbers matched.

Club Keno[®] plays with Double Bulls-Eye[®] cost an extra \$2 per \$1 Club Keno[®] play (\$1 Club Keno[®] + \$2 Double Bulls-Eye[®] = \$3 per Double Bulls-Eye[®] wager).

Game Details

| | |
|---|--|
| Prize levels and chances: | <i>(see following pages)</i> |
| Cost: | Players can purchase tickets for \$1, \$2, \$3, \$4, \$5, \$10 or \$20 per draw. |
| Drawings: | Daily, every four minutes, from 5:04 a.m. to 1:52 a.m. |
| No ticket sales: | 2 to 5 a.m. daily |
| Average daily winners: | 15,417 |
| Percent of sales using Quick Pick: | 34% |
| Largest prize won: | \$300,000 on Aug. 2, 2016, on a ticket purchased in Warsaw |

Prize Payouts

| 10-SPOT GAME | | | |
|----------------------|-----------|--------------------------|---------------------------------|
| Match | Club Keno | Club Keno with Bulls-Eye | Club Keno with Double Bulls-Eye |
| 10 | \$100,000 | \$300,000 | \$1,000,000 |
| 9 | \$5,000 | \$25,000 | \$62,500 |
| 8 | \$300 | \$1,300 | \$3,250 |
| 7 | \$45 | \$145 | \$363 |
| 6 | \$10 | \$35 | \$88 |
| 5 | \$2 | \$7 | \$18 |
| 4 | | \$3 | \$8 |
| 3 | | \$2 | \$5 |
| 2 | | \$2 | \$5 |
| 1 | | \$5 | |
| 0 | \$5 | | |
| Chances 1 in: | 9.05 | 4.58 | 3.16 |

| 9-SPOT GAME | | | |
|----------------------|-----------|--------------------------|---------------------------------|
| Match | Club Keno | Club Keno with Bulls-Eye | Club Keno with Double Bulls-Eye |
| 9 | \$30,000 | \$80,000 | \$200,000 |
| 8 | \$3,000 | \$8,000 | \$20,000 |
| 7 | \$125 | \$525 | \$1,313 |
| 6 | \$20 | \$60 | \$150 |
| 5 | \$5 | \$15 | \$38 |
| 4 | \$1 | \$6 | \$15 |
| 3 | | \$2 | \$5 |
| 2 | | \$2 | \$5 |
| 1 | | \$5 | |
| Chances 1 in: | 6.53 | 4.30 | 3.26 |

| 8-SPOT GAME | | | |
|----------------------|-----------|--------------------------|---------------------------------|
| Match | Club Keno | Club Keno with Bulls-Eye | Club Keno with Double Bulls-Eye |
| 8 | \$10,000 | \$50,000 | \$125,000 |
| 7 | \$550 | \$1,800 | \$4,500 |
| 6 | \$75 | \$200 | \$500 |
| 5 | \$6 | \$26 | \$65 |
| 4 | \$2 | \$7 | \$18 |
| 3 | | \$2 | \$5 |
| 2 | | \$2 | \$5 |
| 1 | | \$5 | |
| Chances 1 in: | 9.77 | 5.53 | 3.94 |

| 7-SPOT GAME | | | |
|----------------------|-----------|--------------------------|---------------------------------|
| Match | Club Keno | Club Keno with Bulls-Eye | Club Keno with Double Bulls-Eye |
| 7 | \$5,000 | \$12,500 | \$31,250 |
| 6 | \$100 | \$500 | \$1,250 |
| 5 | \$15 | \$75 | \$188 |
| 4 | \$2 | \$12 | \$30 |
| 3 | \$1 | \$4 | \$10 |
| 2 | | \$2 | \$5 |
| 1 | | \$5 | |
| Chances 1 in: | 4.23 | 3.51 | 3.01 |

| 6-SPOT GAME | | | |
|----------------------|-----------|--------------------------|---------------------------------|
| Match | Club Keno | Club Keno with Bulls-Eye | Club Keno with Double Bulls-Eye |
| 6 | \$1,000 | \$3,500 | \$8,750 |
| 5 | \$55 | \$155 | \$388 |
| 4 | \$6 | \$31 | \$78 |
| 3 | \$1 | \$6 | \$15 |
| 2 | | \$3 | \$8 |
| 1 | | \$5 | |
| Chances 1 in: | 6.19 | 4.75 | 3.88 |

| 5-SPOT GAME | | | |
|----------------------|-----------|--------------------------|---------------------------------|
| Match | Club Keno | Club Keno with Bulls-Eye | Club Keno with Double Bulls-Eye |
| 5 | \$330 | \$930 | \$2,325 |
| 4 | \$20 | \$80 | \$200 |
| 3 | \$2 | \$12 | \$30 |
| 2 | | \$4 | \$10 |
| 1 | | \$5 | |
| Chances 1 in: | 10.34 | 6.94 | 5.27 |

| 4-SPOT GAME | | | |
|----------------------|-----------|--------------------------|---------------------------------|
| Match | Club Keno | Club Keno with Bulls-Eye | Club Keno with Double Bulls-Eye |
| 4 | \$60 | \$300 | \$750 |
| 3 | \$5 | \$25 | \$63 |
| 2 | \$1 | \$11 | \$28 |
| 1 | | \$5 | |
| Chances 1 in: | 3.86 | 3.56 | 3.31 |

Club Keno[®]

Prize Payouts, continued

| 3-SPOT GAME | | | |
|----------------------|-----------|--------------------------|---------------------------------|
| Match | Club Keno | Club Keno with Bulls-Eye | Club Keno with Double Bulls-Eye |
| 3 | \$25 | \$125 | \$313 |
| 2 | \$2 | \$17 | \$43 |
| 1 | | \$8 | |
| Chances 1 in: | 6.55 | 5.74 | 5.11 |

| 2-SPOT GAME | | | |
|----------------------|-----------|--------------------------|---------------------------------|
| Match | Club Keno | Club Keno with Bulls-Eye | Club Keno with Double Bulls-Eye |
| 2 | \$10 | \$62 | \$155 |
| 1 | | \$15 | |
| Chances 1 in: | 16.63 | 12.64 | 10.19 |

| 1-SPOT GAME | | | |
|----------------------|-----------|--------------------------|---------------------------------|
| Match | Club Keno | Club Keno with Bulls-Eye | Club Keno with Double Bulls-Eye |
| 1 | \$2 | \$50 | |
| Chances 1 in: | 4.00 | 4.00 | NA |

Pull-Tabs

The Pull-Tabs dispenser is a modern instant ticket vending machine that dispenses Pull-Tabs tickets, while displaying the results of each ticket with an animation on the dispenser's monitor. Each game, or "Deal," has a predetermined amount of winners.

To Play Pull-Tabs

- Select one of six different Pull-Tabs games to play.
- The screen will display a number of symbols. The amount of matching symbols will determine how many wins the play has and the amount of the win. The symbols, how a player can win and the value of that prize is specific to each game.

Game Details

Cost: \$1, \$2 or \$3 - depending on game

Total Tickets per Deal: 144,000

Where to Play: Veteran and fraternal clubs

Top Prizes: \$200-\$600

FLARE
\$1/\$2/\$3 PULL-TAB

Total Tickets per Deal **144,000**
Odds of Winning **1 in 2.86**



PULL TABS
MISSOURI LOTTERY

Top Prize **\$600.00**

| | | | | | | | | | | | |
|----|--|----------------------|-----------------------|-----------------------|------------|----|--|-----------------------------------|---------------------------------|---------------------------------|---------------|
| 5x | | \$1 PURCHASE \$50.00 | \$2 PURCHASE \$100.00 | \$3 PURCHASE \$150.00 | WINNERS 98 | 3x | | \$1 PURCHASE \$3.00 | \$2 PURCHASE \$6.00 | \$3 PURCHASE \$9.00 | WINNERS 1,436 |
| 4x | | \$1 PURCHASE \$40.00 | \$2 PURCHASE \$80.00 | \$3 PURCHASE \$120.00 | 111 | 3x | | \$1 PURCHASE \$3.00 | \$2 PURCHASE \$6.00 | \$3 PURCHASE \$9.00 | 750 |
| 3x | | \$1 PURCHASE \$30.00 | \$2 PURCHASE \$60.00 | \$3 PURCHASE \$90.00 | 218 | 3x | | \$1 PURCHASE \$2.00 | \$2 PURCHASE \$4.00 | \$3 PURCHASE \$6.00 | 3,110 |
| 3x | | \$1 PURCHASE \$25.00 | \$2 PURCHASE \$50.00 | \$3 PURCHASE \$75.00 | 234 | 3x | | \$1 PURCHASE \$1.00 | \$2 PURCHASE \$2.00 | \$3 PURCHASE \$3.00 | 8,259 |
| 3x | | \$1 PURCHASE \$10.00 | \$2 PURCHASE \$20.00 | \$3 PURCHASE \$30.00 | 449 | 3x | | \$1 PURCHASE \$1.00 | \$2 PURCHASE \$2.00 | \$3 PURCHASE \$3.00 | 9,496 |
| 3x | | \$1 PURCHASE \$8.00 | \$2 PURCHASE \$16.00 | \$3 PURCHASE \$24.00 | 543 | 3x | | \$1 PURCHASE \$0.50 | \$2 PURCHASE \$1.00 | \$3 PURCHASE \$1.50 | 15,858 |
| 3x | | \$1 PURCHASE \$6.00 | \$2 PURCHASE \$12.00 | \$3 PURCHASE \$18.00 | 700 | 3x | | \$1 PURCHASE \$0.50 | \$2 PURCHASE \$1.00 | \$3 PURCHASE \$1.50 | 17,084 |
| 3x | | \$1 PURCHASE \$3.00 | \$2 PURCHASE \$8.00 | \$3 PURCHASE \$12.00 | 891 | 3x | | 3x - 5x triggers feature and pays | | | WINNERS 1,550 |
| | | | | | | | | \$1 PURCHASE \$5.00 - \$150.00 | \$2 PURCHASE \$10.00 - \$300.00 | \$3 PURCHASE \$15.00 - \$450.00 | |

is wild with other s and doubles award.

quadruples award except when is on payline.

Multiple winning combinations may be present in a single pull-tab play.

There are 12 ways for symbol combinations to qualify as wins.

Up to 12 winning combinations may be won in a single pull-tab play.

Only highest value of awarded on any individual pull-tab play.

3, 4, or 5, will only appear on winning tickets.

wins do not need to be on a payline.

3 or more consecutive displayed from left to right, trigger the feature.

During the feature, players should touch the screen to reveal their prize. Feature will eventually initiate without player interaction if a select is not made.



FLARE
\$2 PULL-TAB

Total Tickets per Deal **144,000**
Odds of Winning **1 in 2.59**



PULL TABS
MISSOURI LOTTERY

Top Prize **\$600.00**

| | | | | | |
|--|----------|---------------|--|-------------------|----------------|
| | \$380.00 | 6 WINNERS | | \$16.00 | 254 WINNERS |
| | \$40.00 | 5 WINNERS | | \$3.00 | 1,025 WINNERS |
| | \$20.00 | 53 WINNERS | | \$1.00 | 7,489 WINNERS |
| | \$1.00 | 1,311 WINNERS | | \$15.00 | 500 WINNERS |
| | \$40.00 | 2 WINNERS | | \$3.00 | 1,757 WINNERS |
| | \$20.00 | 82 WINNERS | | \$0.50 | 11,131 WINNERS |
| | \$1.00 | 1,231 WINNERS | | \$13.00 | 506 WINNERS |
| | \$200.00 | 3 WINNERS | | \$2.00 | 1,944 WINNERS |
| | \$40.00 | 51 WINNERS | | \$0.50 | 12,473 WINNERS |
| | \$12.50 | 491 WINNERS | | \$10.00 | 457 WINNERS |
| | \$50.00 | 50 WINNERS | | \$2.00 | 1,354 WINNERS |
| | \$20.00 | 151 WINNERS | | \$0.50 | 14,051 WINNERS |
| | \$5.00 | 733 WINNERS | | \$10.00 | 571 WINNERS |
| | \$0.20 | 5,177 WINNERS | | \$2.00 | 1,774 WINNERS |
| | \$20.00 | 159 WINNERS | | \$0.50 | 10,046 WINNERS |
| | \$10.00 | 523 WINNERS | | \$10.00 | 304 WINNERS |
| | \$2.00 | 2,472 WINNERS | | \$2.00 | 798 WINNERS |
| | \$20.00 | 177 WINNERS | | \$0.50 | 3,942 WINNERS |
| | \$10.00 | 740 WINNERS | | \$0.20 | 11,298 WINNERS |
| | \$2.00 | 5,302 WINNERS | | \$250.00 | 50 WINNERS |
| | \$18.00 | 299 WINNERS | | \$80.00 | 208 WINNERS |
| | \$4.00 | 1,092 WINNERS | | \$10.00 | 934 WINNERS |
| | \$1.00 | 5,147 WINNERS | | \$1.00 - \$505.40 | 3,351 WINNERS |

Substitutes for all symbols except and .

Substitutes for all symbols except and .

All wins must begin on the left-most column.

Wins do not need to be on a play line, but must be on adjacent columns.

2 or more trigger the feature.

During the feature, players should touch the screen to reveal their prize.

Multiple winning combinations may be present in a single play.



Pull-Tabs

FLARE

\$2 PULL-TAB



Total Tickets per Deal **144,000**
 Odds of Winning **1 in 2.59**
 Top Prize **\$600.00**

| | | | | | |
|-----------------|----------|---------------|-------|-------------------|----------------|
| 6 Diamonds | \$380.00 | 6 WINNERS | AAAAA | \$16.00 | 254 WINNERS |
| 5 Diamonds | \$40.00 | 5 WINNERS | AAAA | \$3.00 | 1,025 WINNERS |
| 4 Diamonds | \$20.00 | 53 WINNERS | AAA | \$1.00 | 7,489 WINNERS |
| 3 Diamonds | \$1.00 | 1,311 WINNERS | AA | \$15.00 | 500 WINNERS |
| 2 Diamonds | \$40.00 | 2 WINNERS | A | \$3.00 | 1,757 WINNERS |
| 1 Diamond | \$20.00 | 82 WINNERS | AAAAA | \$0.50 | 11,131 WINNERS |
| ANY ANY ANY ANY | \$1.00 | 1,231 WINNERS | AAAAA | \$13.00 | 506 WINNERS |
| ANY ANY ANY ANY | \$200.00 | 8 WINNERS | AAAA | \$2.00 | 1,944 WINNERS |
| ANY ANY ANY ANY | \$40.00 | 51 WINNERS | AAA | \$0.50 | 12,473 WINNERS |
| ANY ANY ANY ANY | \$12.50 | 491 WINNERS | AA | \$2.00 | 1,354 WINNERS |
| ANY ANY ANY ANY | \$50.00 | 50 WINNERS | A | \$0.50 | 14,051 WINNERS |
| ANY ANY ANY ANY | \$20.00 | 151 WINNERS | AAAAA | \$10.00 | 457 WINNERS |
| ANY ANY ANY ANY | \$5.00 | 733 WINNERS | AAAA | \$2.00 | 1,774 WINNERS |
| ANY ANY ANY ANY | \$0.20 | 5,177 WINNERS | AAA | \$0.50 | 10,046 WINNERS |
| ANY ANY ANY ANY | \$20.00 | 159 WINNERS | AA | \$10.00 | 304 WINNERS |
| ANY ANY ANY ANY | \$10.00 | 523 WINNERS | A | \$2.00 | 798 WINNERS |
| ANY ANY ANY ANY | \$2.00 | 2,472 WINNERS | AAAAA | \$0.50 | 3,942 WINNERS |
| ANY ANY ANY ANY | \$20.00 | 177 WINNERS | AAAA | \$0.20 | 11,298 WINNERS |
| ANY ANY ANY ANY | \$10.00 | 740 WINNERS | AAA | \$250.00 | 50 WINNERS |
| ANY ANY ANY ANY | \$2.00 | 5,302 WINNERS | AA | \$80.00 | 208 WINNERS |
| ANY ANY ANY ANY | \$18.00 | 299 WINNERS | A | \$10.00 | 934 WINNERS |
| ANY ANY ANY ANY | \$4.00 | 1,092 WINNERS | AAAAA | \$1.00 - \$505.40 | 3,351 WINNERS |
| ANY ANY ANY ANY | \$1.00 | 5,147 WINNERS | AAAAA | | |

Substitutes for all symbols except and

Substitutes for all symbols except and

All wins must begin on the left-most column.

Wins do not need to be on a play line, but must be on adjacent columns.

2 or more trigger the feature.

During the feature, players should touch the screen to reveal their prize.

Multiple winning combinations may be present in a single play.

FLARE 012

\$1/\$2/\$3 PULL-TABS



Total Tickets per Deal **144,000**
 Chances of Winning **1 in 3.05**
 \$3 Top Prize **\$600.00**
 \$2 Top Prize **\$400.00**
 \$1 Top Prize **\$200.00**

| \$1 PURCHASE | \$2 PURCHASE | \$3 PURCHASE | WINNERS | \$1 PURCHASE | \$2 PURCHASE | \$3 PURCHASE | WINNERS |
|--------------|--------------|--------------|---------|--------------|--------------|--------------|---------|
| 5x \$200.00 | \$400.00 | \$600.00 | 6 | 5x \$8.00 | \$16.00 | \$24.00 | 324 |
| 4x \$30.00 | \$60.00 | \$90.00 | 17 | 4x \$1.00 | \$2.00 | \$3.00 | 534 |
| 3x \$4.00 | \$8.00 | \$12.00 | 1,630 | 3x \$0.20 | \$0.40 | \$0.60 | 9,844 |
| 2x \$0.60 | \$1.20 | \$1.80 | 9,392 | | | | |
| 5x \$30.00 | \$60.00 | \$90.00 | 18 | | | | |
| 4x \$3.00 | \$6.00 | \$9.00 | 1,720 | | | | |
| 3x \$2.00 | \$4.00 | \$6.00 | 1,971 | | | | |
| 2x \$0.20 | \$0.40 | \$0.60 | 12,297 | | | | |
| 5x \$24.00 | \$48.00 | \$72.00 | 18 | | | | |
| 4x \$2.00 | \$4.00 | \$6.00 | 1,148 | | | | |
| 3x \$0.80 | \$1.60 | \$2.40 | 2,929 | | | | |
| 5x \$16.00 | \$32.00 | \$48.00 | 77 | | | | |
| 4x \$1.20 | \$2.40 | \$3.60 | 1,195 | | | | |
| 3x \$0.40 | \$0.80 | \$1.20 | 5,099 | | | | |
| 5x \$16.00 | \$32.00 | \$48.00 | 81 | | | | |
| 4x \$1.20 | \$2.40 | \$3.60 | 1,387 | | | | |
| 3x \$0.40 | \$0.80 | \$1.20 | 5,103 | | | | |



A qualifying symbol combination in a row on a vertical, horizontal, or diagonal pattern awards the amount shown in the payable. See payable for a listing of qualifying symbol combinations.

Highest award per symbol per valid vertical, horizontal, or diagonal line. (i.e. 5-in-a-row does not also award 4-in-a-row, etc.)

substitutes for all symbols except and

3 triggers the Choose a Pot O' Gold Feature. Choose a pot to reveal a prize.

3 triggers the MO Gold Match Feature. Choose coins to reveal win amounts. Match 3 win amounts to win that prize.

and are scatter symbols. 3 of these symbols anywhere on screen trigger the given feature.

FLARE

\$1 PULL-TAB



Total Tickets per Deal **144,000**
 Odds of Winning **1 in 2.73**
 Top Prize **\$540.00**

| | | | | | |
|-------------------|-------------------|---------------|------|-------|----------------|
| 3 Fishin' Riches | \$45 | 99 WINNERS | FISH | \$3 | 778 WINNERS |
| 2 Fishin' Riches | \$10 | 732 WINNERS | FISH | \$2 | 1,302 WINNERS |
| 1 Fishin' Riches | \$8 | 591 WINNERS | FISH | \$1 | 2,470 WINNERS |
| ANY FISH ANY FISH | \$6 | 902 WINNERS | FISH | \$1 | 10,843 WINNERS |
| ANY FISH ANY FISH | \$4 | 1,715 WINNERS | FISH | \$50¢ | 34,048 WINNERS |
| ANY FISH ANY FISH | \$3 | 976 WINNERS | FISH | \$50¢ | 22,522 WINNERS |
| 3 MO Money | \$5.30 - \$139.20 | 1,672 WINNERS | | | |

is wild with other and doubles award.

quadruples award except when is on a payline.

There are 12 ways for symbol combinations to qualify as wins.

Up to 12 winning combinations may be present on a single pull-tab play. wins do not need to be on a payline.

Multiple winning combinations may be present in a single pull-tab play.

Only the highest win is paid per line. 3 or more consecutive displayed from left to right, trigger the feature.

Feature will initiate without player interaction if a selection is not made. During the feature, players should touch the screen to reveal their prize.

FLARE

\$1/\$2 Pull-Tabs



Total Tickets per Deal **144,000**
 Chances of Winning **1 in 4.00**
 \$1 Top Prize **\$300**
 \$2 Top Prize **\$600**

| \$1 PURCHASE | \$2 PURCHASE | WINNERS | \$1 PURCHASE | \$2 PURCHASE | WINNERS |
|--------------|--------------|---------|--------------|--------------|---------|
| 5x \$299.00 | \$598.00 | 3 | 5x \$2.00 | \$4.00 | 1,506 |
| 5x \$20.00 | \$40.00 | 37 | 4x \$0.30 | \$0.60 | 2,872 |
| 4x \$2.00 | \$4.00 | 143 | 3x \$0.10 | \$0.20 | 7,285 |
| 3x \$1.00 | \$2.00 | 1,328 | | | |
| 5x \$10.00 | \$20.00 | 154 | | | |
| 4x \$1.50 | \$3.00 | 1,587 | | | |
| 3x \$0.50 | \$1.00 | 4,697 | | | |
| 5x \$5.00 | \$10.00 | 133 | | | |
| 4x \$1.00 | \$2.00 | 1,076 | | | |
| 3x \$0.40 | \$0.80 | 4,685 | | | |
| 5x \$5.00 | \$10.00 | 610 | | | |
| 4x \$1.00 | \$2.00 | 3,562 | | | |
| 3x \$0.20 | \$0.40 | 6,918 | | | |
| 5x \$5.00 | \$10.00 | 458 | | | |
| 4x \$1.00 | \$2.00 | 3,236 | | | |
| 3x \$0.20 | \$0.40 | 7,033 | | | |
| 5x \$4.00 | \$8.00 | 831 | | | |
| 4x \$0.50 | \$1.00 | 4,125 | | | |
| 3x \$0.20 | \$0.40 | 7,651 | | | |
| 5x \$4.00 | \$8.00 | 949 | | | |
| 4x \$0.50 | \$1.00 | 5,082 | | | |
| 3x \$0.20 | \$0.40 | 7,876 | | | |

This game has 15 play spots, 14 play symbols, and four special features: MO' Money Feature, Gadget Wild Column, Match 'n Pull Feature, and Multi-Tab Feature. There are 25 lines for combinations of play symbols to qualify as winners.

The minimum purchase price is \$1.00 and the maximum purchase price is \$2.00. All wins are scaled proportionately according to the player-selected purchase price.

All special feature awards will be won using the same purchase price as the initiating game.

All available purchase prices activate all 25 lines to win.

All wins must begin on the first column on the left and pay left to right on adjacent columns only, except wins. All wins must be on a payline, except for wins. Only the highest winner is paid per payline except wins which are added to the payline wins.

substitutes for all symbols except



MO Lottery

**Numbers, Prizes
& Drawings**

How to Claim Cash Prizes

Finding Winning Numbers

Winning numbers can be found by:

- Visiting the Lottery's website, MOLottery.com;
- Using Check-A-Ticket machines and terminals at Lottery retailers;
- Downloading the Missouri Lottery app in the App Store or Google Play;
- Asking a retailer for a Winning Numbers Report;
- Becoming a [My Lottery](#)[®] member at MOLottery.com and signing up to receive winning numbers via email;
- Calling the Lottery's hotline number 573-751-1111 or regional office (see phone number list on page 11).

Claiming Cash Prizes

Missouri Lottery retailers may be able to redeem prizes up to \$600. Players can also redeem prizes through the mail. In-person claims for prizes over \$600 are handled by appointment only at Missouri Lottery offices.

Powerball[®], Mega Millions or Cash4Life[®] jackpot/top-prize winners must present the winning ticket at Missouri Lottery Headquarters in Jefferson City to validate and claim their prize. Lotto and Show Me Cash[®] jackpots and Scratchers[®] top prizes can be claimed at any Lottery office.

If a prize is more than \$600, the winning ticket must be accompanied by a completed [claim form](#) and a W-9 form, which are available at MOLottery.com, Lottery offices and at Lottery retailers. Winning tickets must have a name, address, telephone number and signature to be redeemed.

Mail winning tickets to:

Missouri Lottery
Ticket Redemption
P.O. Box 7777
Jefferson City, MO 65102-7777

Players have exactly 180 days from a Scratchers[®] game's official end date to claim a prize or exactly 180 days from the last winning draw date on a [Draw Games](#) ticket to claim a prize. Official Scratchers[®] game end dates can be found at MOLottery.com.

Taxes

The Lottery withholds 4% Missouri state taxes on prizes of more than \$600 and an additional 24% federal tax for prizes more than \$5,000. Depending on a player's income situation, they may owe additional taxes or receive a refund. A W-2G form is printed on check stubs for prizes of \$600 or more.

Missouri Lottery Drawings

Missouri Lottery Drawings

The Lottery's current computerized drawing system, which was implemented on July 20, 2020, uses technology to select the numbers for in-state Draw Games.

The computerized system, named Origin (manufactured by Smartplay International, Inc.), is housed in a secure draw room in Jefferson City. These draw systems are not connected to the Internet or any other network source. The room has no other data lines from which to send or receive information.

The system is operated by a Lottery employee Draw Manager in the presence of an Independent Auditor. The system is designed to draw games in "Game Sets," which include all games to be drawn at either the Midday or Evening draw time. Each Game Set may only be drawn once per day and only within specific timeframes.

Only designated Missouri Lottery drawing personnel and an Independent Auditor are allowed in the room during a drawing. Every drawing is monitored by special motion-activated video cameras which videotape every action on the draw computers and in the drawing room.

Access to this room is further limited by secure keypad access that allows only designated draw personnel to enter the room. Furthermore, the Origin System used to draw the numbers is randomly selected from one of two identical systems prior to every draw. These systems require user-specific usernames and passwords. Consequently, only designated draw personnel will be able to log in to the system to perform any drawing. In addition to the motion-activated video cameras in the draw room, all activity on the Origin System is electronically logged.

The Origin System continuously tests its Random Number Generators (RNGs) to ensure they are operating within acceptable parameters. These RNGs are connected to the system via the Random Number Server (RNS), which is not physically accessible to Missouri Lottery employees or the Independent Auditor as it is housed in a locked chassis. An alarm system connected to this locked chassis will alert the Origin System if it detects a physical intrusion, and will lock the system down.

Gaming Laboratories International certified the Origin System's equipment, components, and computer software which created "checksum" values providing the underlying security of the drawings. Before each drawing, these checksums are verified by both the Draw Manager and the Independent Auditor to confirm the continued integrity of the system's software.

Lastly, the Origin System maintains logs and tables of data traffic and activity as it occurs. With this information, Missouri Lottery Security personnel are able to "reconstruct" any drawing that has taken place to confirm its validity.

Missouri Lottery Drawings

Missouri Lottery Drawings (continued)

| | | |
|---|----------------|---|
| Missouri Games Drawing times: (Central Time) | Missouri Lotto | 8:59 p.m. on Wednesday and Saturday |
| | Show Me Cash® | 8:59 p.m. daily |
| | Pick 3/Pick 4 | 12:45 p.m. and 8:59 p.m. daily |
| | Cash Pop™ | 8 a.m., 11 a.m., 3 p.m., 7 p.m. and 11 p.m. daily |
| National Games Drawing times: (Central Time) | Powerball® | 9:59 p.m. on Monday, Wednesday and Saturday in Tallahassee, Florida |
| | Double Play® | After main Powerball® drawing on Monday, Wednesday and Saturday in Tallahassee, Florida |
| | Mega Millions® | 10 p.m. on Tuesday and Friday in Atlanta, Georgia |
| | Cash4Life® | 8 p.m. daily in Trenton, New Jersey |

Note: National Draw Games, Club Keno® and Cash Pop™ drawings are not conducted on the Lottery's Origin system.



MO Lottery

Winner Information

Winner Information and Unclaimed Prizes

Winner Information

During FY23 (July 1, 2022, to June 30, 2023) more than 253,000 winning tickets were sold EVERY DAY. In total, players won more than \$1.2 billion during the fiscal year, bringing the total won by Missouri Lottery players to more than \$19.9 billion in overall prizes.

In FY23, 41 life-changing prizes ranging from \$1 million to \$5 million were won in Missouri, totaling more than \$86.8 million. Also in FY23, 41 Show Me Cash players won between \$50,000 and \$511,000, four Lotto players won between \$2.6 million and \$7.5 million, four Mega Millions players won between \$1 million and \$2 million, and 52 Powerball players won between \$50,000 and \$150,000.

The Missouri Lottery loves to celebrate winners. However, that celebration does not include winners' names without prior written consent, in accordance with §313.303 RSMo. As a result, the names of Lottery winners, including promotional winners, are no longer available at MOLottery.com or via our mobile app.

The Typical Missouri Lottery Player:

The average Missouri Lottery player is a 45.5 year-old Caucasian employed female that is a high school graduate with some college education.

Unclaimed Scratchers Prizes

Scratchers® players can view and compare unclaimed prize information for all active [Scratchers®](#) games at MOLottery.com and on the Missouri Lottery app.

Since many different games can be offered at one time, Scratchers® players can sort the list by ticket price. Once the page reloads, the list will be reorganized with all the games at that price point for each comparison.

Game Details provide the following: all prize levels listed for that game and corresponding unclaimed prize information, total cash prizes won and unclaimed for that game, how-to-play instructions, a graphic of the game ticket and average chances of winning a prize in that specific game. Unclaimed prize information is updated daily.

Unclaimed Prizes

Unfortunately, some players don't realize they have won a Missouri Lottery prize. Sometimes tickets are mistakenly thrown away, a redemption deadline lapsed or a simple error was made when looking at the ticket. Whatever the reason, approximately 1% of sales will be reflected in [unclaimed](#) prizes each year.

Currently, unclaimed prize money is transferred to the Lottery Proceeds Fund to benefit public education. Prior to fiscal year 2001, unclaimed prize money was returned to players as prizes and promotions.

The largest Missouri prize to go unclaimed was a Lotto prize worth \$3.5 million from the Nov. 12, 2016, drawing. That ticket was sold at Hermann Fuel Mart, 115B Highway 19, in Hermann. Another Lotto jackpot worth \$1.7 million from the Feb. 20, 1999, drawing previously expired.

Millionaire Winner Information

Missouri Lottery-made millionaires as of Dec. 31, 2023:

678 winning tickets

| Draw Games Prizes of \$1 Million or More | | |
|--|--|---------------------------|
| Number of Winners | Game | Total Prizes Awarded |
| 10 | Jackpot Wheel Spin | \$31,625,514 |
| 273 | Lotto | \$817,244,18 |
| 7 | Lotto America (multi-state game) | \$55.4 million |
| 3 | Megabucks (multi-state game) | \$34,782,905 |
| 31 | Powerball® (multi-state game) | \$2,237,604,989.55 |
| 2 | Mega Millions (multi-state game) | \$75 million |
| 1 | Lucky for Life - \$1,000 a Day for Life | \$7.3 million |
| 1 | Cash4Life® - \$1,000 a Day for Life | \$7.3 million |
| | <i>(45 total jackpot or top-prize winners in multi-state games)</i> | <i>\$2,417,387,894.55</i> |
| 8 | Powerball Match 5 \$1 million winners (prior matrix) | \$8 million |
| 75 | Powerball Match 5 \$1 million winners <i>(from new Powerball that started 01/15/2012)</i> | \$77 million* |
| 31 | Mega Millions Match 5 \$1 million winners <i>(from updated Mega Millions that started 10/13/2013)</i> | \$40 million |
| 2 | Mega Millions Match 5 \$1 million winners (prior matrix) | \$2 million |
| 2 | Cash4Life - \$1,000 a Week for Life | \$2.08 million |
| 1 | MONOPOLY Millionaires' Club Daily Millions | \$1 million |
| 1 | Daily Millions | \$1 million |
| 2 | Million-Dollar Raffle | \$2 million |

| Promotion Prizes of \$1 Million or More | | |
|---|--|----------------------|
| Number of Winners | Promotion | Total Prizes Awarded |
| 3 | "\$300,000,000 Golden Ticket" second-chance promotion | \$3 million |
| 3 | "\$300 Million Cash Explosion" second-chance promotion | \$3 million |

| Scratchers Prizes of \$1 Million or More | | |
|--|---|----------------------|
| Number of Winners | Game | Total Prizes Awarded |
| 3 | "Set For Life" Scratchers game - Game 198 | \$3,120,000 |
| 2 | "Lucky For Life" Scratchers game - Game 211 | \$2,080,000 |
| 1 | "Weekly Bonus" Scratchers game - Game 245 | \$1,040,000 |
| 9 | "\$100 Million Cash Spectacular" Scratchers game - Game 581 | \$9 million |
| 8 | "Lifetime Riches" Scratchers game - Game 613 | \$12 million |
| 8 | "100 Million Dollar Blockbuster" Scratchers game - Game 673 | \$8 million |
| 13 | "4 Million Dollar Cash Bonanza" Scratchers game - Game 686 | \$22 million** |
| 3 | "\$200,000 A Year For Life" Scratchers game - Game 728 | \$12 million |
| 6 | "Mega MONOPOLY" Scratchers game - Game 752 | \$12 million |
| 11 | "\$5,000,000 Cash Extravaganza" Scratchers game - Game 771 | \$19 million*** |
| 5 | "\$200,000 A Year For Life" Scratchers game - Game 795 | \$8 million**** |

Millionaire Winner Information

| | | |
|----|---|--------------------|
| 2 | "\$3,000,000 Taxes Paid" Scratchers game - Game 842 | \$8,450,706 |
| 3 | "\$1,000,000 Payout" Scratchers game - Game 863 | \$3 million |
| 3 | "\$750,000 Taxes Paid" Scratchers game - Game 881 (worth \$1,056,338) | \$3,169,014 |
| 2 | "\$1,000 a Week for Life" Scratchers game - Game 910 (worth \$1,040,000 minimum) | \$2,080,000 |
| 2 | "\$4,000,000 Cash Spectacular" Scratchers game - Game 890 | \$8 million |
| 3 | "\$1,000,000 Classic Cash" Scratchers game - Game 913 | \$3 million |
| 3 | "\$2,500 a Year for Life" Scratchers game - Game 909 | \$7.8 million |
| 3 | "Millionaire" Scratchers game - Game 927 | \$3 million |
| 2 | "\$5,000,000 Jackpot" Scratchers game - Game 935 | \$10 million |
| 3 | "50X the Cash" Scratchers game - Game 007 | \$3 million |
| 2 | "\$1,000,000 Platinum Payout" Scratchers game - Game 023 | \$2 million |
| 2 | "Millionaire Riches" Scratchers game - Game 063 | \$2 million |
| 1 | "\$3,000,000 Taxes Paid" Scratchers game - Game 054 (worth \$4,225,352) | \$4,225,352 |
| 2 | "\$100 Million Cash Bonanza" Scratchers game - Game 021 | \$8 million |
| 2 | "MONOPOLY" Scratchers game - Game 071 | \$2 million |
| 1 | "\$1,000 Frenzy" Scratchers game - Game 092 | \$1 million |
| 14 | "\$300,000,000 Golden Ticket" Scratchers game - Game 098 | \$41 million ***** |
| 3 | "\$4,000,000 Payout" Scratchers game - Game 078 | \$12 million |
| 3 | "\$5,000,000 Big Money" Scratchers game - Game 111 | \$15 million |
| 2 | "50X the Cash" Scratchers game - Game 137 | \$2 million |
| 2 | "\$1,000,000 Fortune" Scratchers game - Game 163 | \$2 million |
| 2 | "\$4 Million Spectacular" Scratchers game - Game 149 | \$8 million |
| 2 | "\$1,000 in a Flash" Scratchers game - Game 183 | \$2 million |
| 13 | "\$300 Million Cash Explosion®" Scratchers game - Game 198 | \$40 million***** |
| 2 | "Money Money Millionaire" Scratchers game - Game 205 | \$2 million |
| 2 | "\$5,000,000 Bankroll" Scratchers game - Game 188 | \$10 million |
| 2 | "50X Lucky" Scratchers game - Game 277 | \$2 million |
| 2 | "10X The Cash" - Scratchers game - Game 232 | \$4 million |
| 2 | "\$1,000,000 Money Multiplier" - Scratchers game - Game 272 | \$2 million |
| 2 | "100X The Cash" - Scratchers game -Game 277 | \$4 million |
| 2 | "\$7,000,000 Mega Money" - Scratchers game - Game 281 | \$14 million |
| 2 | "Millionaire Money" - Scratchers game - Game 294 | \$2 million |
| 2 | "Gold Rush" - Scratchers game - Game 298 | \$4 million |
| 2 | "Max-A-Million" - Scratchers game - Game 301 | \$2 million |
| 2 | "Show Me \$1,000,000" - Scratchers game - Game 316 | \$2 million |
| 1 | "200X The Money" - Scratchers game - Game 322 | \$2 million |
| 4 | "300X" - Scratchers game - Game 325 | \$12 million |
| 2 | "\$2,000,000 Extreme Cash" - Scratchers game - Game 331 | \$4 million |
| 2 | "100X The Bucks" - Scratchers game - Game 328 | \$2 million |

Millionaire Winner Information

| | | |
|----|--|-------------------|
| 2 | "Stacks of Cash" - Scratchers game - Game 337 | \$2 million |
| 3 | "Big Riches" - Scratchers game - Game 375 | \$9 million |
| 1 | "Rose Gold" - Scratchers game - Game 343 | \$1 million |
| 1 | "24K Gold" - Scratchers game - Game 359 | \$2 million |
| 18 | "Millionaire Blowout" - Scratchers game - Game 367 | \$30 million***** |
| 2 | "\$1,000,000 Jackpot" - Scratchers game - Game 360 | \$2 million |
| 2 | "Millionaire Bucks" - Scratchers game - Game 377 | \$6 million |
| 1 | "Mega Cash Blast" - Scratchers game - Game 373 | \$2 million |
| 2 | "100X The Money" - Scratchers game - Game 380 | \$2 million |
| 2 | "200X" - Scratchers game - Game 383 | \$4 million |
| 1 | "\$1,000,000 Cash Extravaganza" - Game 401 | \$1 million |
| 1 | "\$2,000,000 Ultimate Cash" - Game 404 | \$2 million |
| 2 | "Silver & Gold" - Game 424 | \$2 million |
| 1 | "\$1,000,000 Money Multiplier" - Game 405 | \$1 million |
| 1 | "\$3,000,000 Spectacular" - Game 410 | \$3 million |
| 4 | "500X" - Game 421 | \$8 million***** |
| 1 | "\$2,000,000 Sizzling Riches" - Game 430 | \$2 million |
| 1 | "Super Cash Bonanza" - Game 417 | \$2 million |

*One was a \$2 million prize with Power Play
 **Ten \$1 million winners; three \$4 million winners
 ***Nine \$1 million winners, and two \$5 million winner
 ****Four \$1 million winners, one \$4 million winner
 *****Eleven \$1 million winners; three \$10 million winners
 *****Ten \$1 million winners; three \$10 million winners
 *****15 \$1 million winners; three \$5 million winners
 *****Three \$1 million winners; one \$5 million winner

Millionaire Winner Information

Missouri's Top Five Jackpot Winners

| Rank | Amount | Game | Date |
|------|-----------------|-----------|----------------|
| 1 | \$293.7 million | Powerball | Nov. 28, 2012 |
| 2 | \$258.5 million | Powerball | April 21, 2010 |
| 3 | \$254 million | Powerball | Jan. 24, 2007 |
| 4 | \$224.2 million | Powerball | April 12, 2006 |
| 5 | \$202.6 million | Powerball | Nov. 8, 2014 |

First Lottery Millionaire:

Feb. 13, 1986
 \$2,116,504
 Jackpot Wheel Spin

Largest Lottery Prize Won In Missouri:

Nov. 28, 2012
 \$293.7 million
 Powerball

Jackpot Shared With Most People:

44 co-workers
 May 23, 1998
 \$10 million (\$5.4 million cash)
 Powerball

First Powerball Jackpot Won In Missouri:

Dec. 23, 1992
 \$5.2 million

Largest Powerball Jackpot Won In Missouri:

Nov. 28, 2012
 \$293.7 million

First Mega Millions Jackpot Won in Missouri:

July 31, 2015
 \$25 million

Largest Mega Millions Jackpot Won in Missouri:

March 12, 2019
 \$50 million

First Lotto Jackpot Winner:

Oct. 18, 1986
 \$1,136,003

Largest Lotto Jackpot Won:

June 10, 2000
 \$19 million

Expired \$1 Million+ Tickets:

\$3.5 million Lotto for Nov. 12, 2016, drawing
 Sold at Hermann Fuel Mart in Hermann

\$1.7 million Lotto for Feb. 20, 1999, drawing
 Sold at Git-N-Go in Springfield

\$1 million Powerball Match 5 for April 11, 2015, drawing
 Sold at Kum & Go in Neosho

\$1 million Powerball Match 5 for Jan. 16, 2021, drawing
 Sold at Circle K in O'Fallon

Top Three Jackpots Offered in the United States:

| Rank | Game | Tickets and Jackpot Amount | Date |
|------|--------------------|----------------------------|---------------|
| 1 | Powerball (CA) | 1 ticket - \$2.04 billion | Nov. 7, 2022 |
| 2 | Powerball (CA) | 1 ticket - \$1.765 billion | Oct. 11, 2023 |
| 3 | Mega Millions (FL) | 1 ticket - \$1.602 billion | Aug. 8, 2023 |



***MO*Lottery**

Retailers

Retailer Information

Retailer Information

There are approximately 4,754 retailers currently licensed to sell Missouri Lottery products across the state. Lottery retailers have earned more than \$1.8 billion in commissions, incentives and bonuses since Lottery sales began in 1986.

How Retailers Benefit

- Lottery retailers who sell Draw Games and Scratchers® tickets earn 5 cents for every \$1 in products sold.
- Lottery retailers can receive a bonus equal to 2% of the total amount of the prize up to \$600 that they redeem if they meet certain game and sales criteria.
- Lottery retailers will earn a 5% commission for selling a Draw Games as Gifts coupon and a 5% commission for redeeming a Draw Games as Gifts coupon.
- Lottery retailers receive a \$50,000 bonus for selling a winning Powerball® jackpot ticket.
- Lottery retailers receive a \$50,000 bonus for selling a winning Mega Millions jackpot ticket.
- Lottery retailers receive a \$5,000 bonus for selling a winning Lotto jackpot ticket.
- Lottery retailers receive a \$1,000 bonus for selling a winning "Match 5" second-tier prize on a Powerball or Mega Millions ticket.
- Lottery retailers receive a \$1,000 bonus for selling a Cash4Life® ticket worth \$1,000 a day for life.
- Lottery retailers receive a \$1,000 bonus for selling a Cash4Life® ticket worth \$1,000 a week for life.
- Lottery retailers receive a \$500 bonus for selling a winning Show Me Cash® jackpot ticket.
- Lottery retailers who sell a winning Club Keno® ticket of \$10,000 or more receive a selling bonus equal to 1 percent of the prize.
- Lottery retailers can participate in Lottery sales contests that offer cash, trips and merchandise prizes.
- Lottery retailers receive continuous support with in-store visits from sales representatives and weekly or bi-weekly calls.

Becoming a Retailer

To become a Missouri Lottery retailer, contact the nearest Lottery regional office. Qualifying criteria must be met:

- Must have a Missouri sales tax license;
- Must not be in business solely to sell Missouri Lottery tickets;
- Must not have any felony convictions or any convictions involving bookmaking, illegal gambling, fraud or misrepresentation;
- Must not be delinquent in the payment of any debt to the state of Missouri;
- Must fill out an application with the Missouri Lottery;
- May be required to be licensed as a probationary retailer in order to sell any Lottery products. If approved by the Lottery, pay a first-year fee of \$75 with a yearly renewal fee currently set at \$50;
- Must agree to electronic funds transfers (EFTs) for licensing/bond fees and ticket invoices.

In most cases, once an application is received by Lottery Retail Operations and no problems are encountered during processing, a retailer can be licensed and ready for ticket orders within seven to 14 working days.

Retailer Information

Under the Code of State Regulations, Division 40 Missouri Lottery, Chapter 40, Retail Sales Licenses 12 CSR 40-40.090 Eligibility for Licenses, anyone who meets the following criteria are NOT eligible to sell Missouri Lottery tickets:

- Has been convicted of a felony
- Is or has been a professional gambler or gambling promoter
- Has been convicted of bookmaking or any other form of illegal gambling
- Has been convicted of a crime involving fraud or misrepresentation
- Has purchased a federal tax stamp for wagering or gambling activity
- Has been convicted of, or pleaded *nolo contendere*, to any illegal gambling activity
- Has had a retail license to sell Lottery tickets revoked by the commission
- Is an employee of the commission or a spouse, child, brother, sister or parent of an employee of the commission or a commissioner
- Is under the age of 21
- Is a Lottery contractor or Lottery vendor or has direct interest in any lottery contractor or vendor. For purpose of this sub-section, a direct interest shall mean a 10% or greater interest by shares or percentage of partnership in any Lottery contractor or vendor
- Owes any debt to the state of Missouri. For purposes of this sub-section, the state of Missouri shall not include any city or county

Under the regulation, a person is defined as any natural person, firm, corporation or other legal entity possessing a Missouri Department of Revenue retail sales tax license, as provided by law. For purposes of licensing, "person" refers to the principal owner of a sole proprietorship, principal partner(s) of a partnership, manager of the Lottery account within a corporation or a limited liability company, and top two officers of a non-profit organization.

Retailer Connection and Retailer Portal

The Missouri Lottery produces a monthly retailer newsletter called the *Retailer Connection*. Each edition of the printed publication contains information, including new Scratchers® tickets, promotions, security information, sales tips, Lottery updates, responsible gaming information, a monthly calendar, and monthly beneficiary contributions update.

The Retailer Portal is a free website (retailer.molottery.com) that provides secure access to retailers' account information, marketing materials, location-specific historical sales, education proceeds based on a location's sales, as well as recent issues of the *Retailer Connection*.

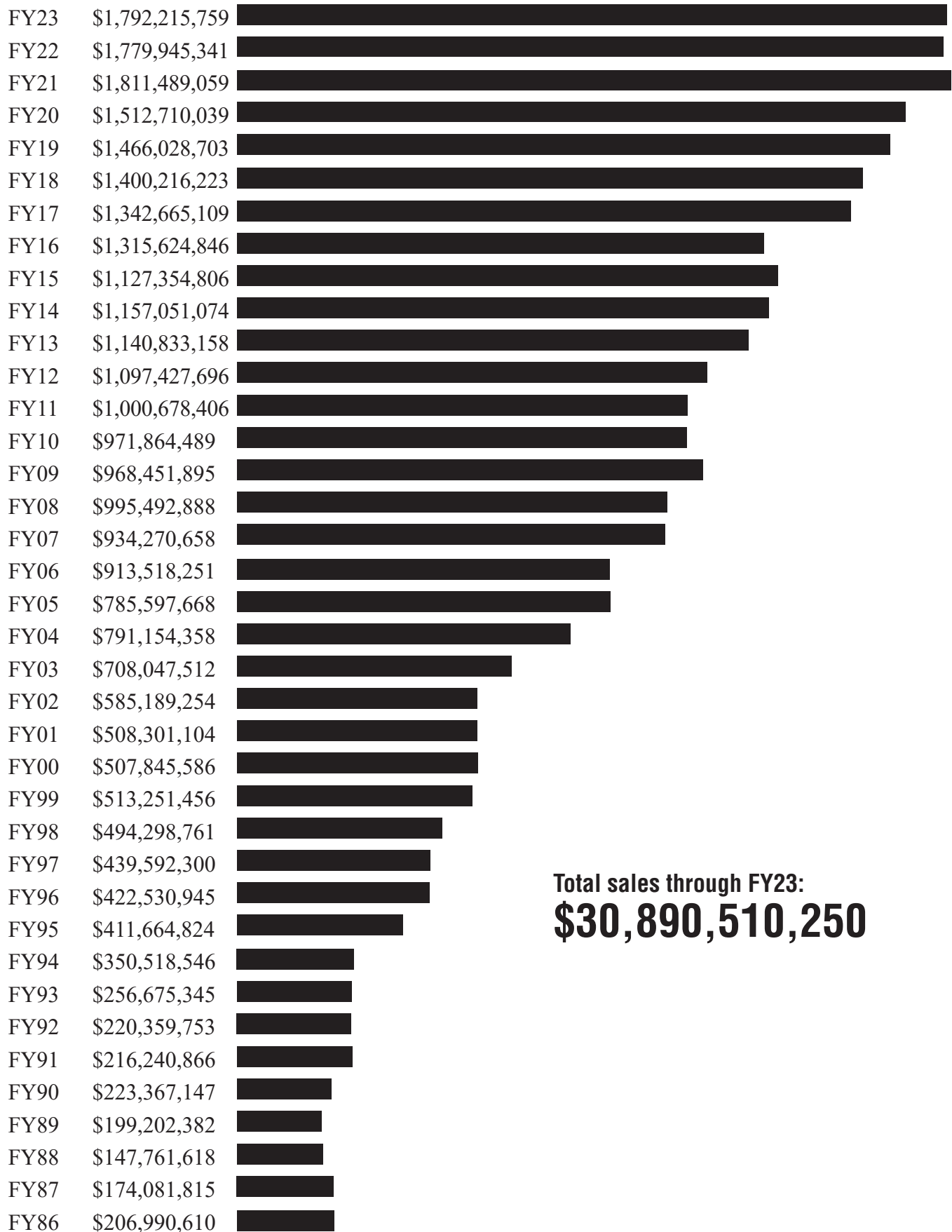


***MO*Lottery**

Sales and Proceeds

Missouri Lottery Sales History

Missouri Lottery Sales History



Total sales through FY23:
\$30,890,510,250

Missouri Lottery Proceeds History

Missouri Lottery Proceeds History



**Total proceeds through FY23:
\$7,862,579,345****

*Proceeds that went to the General Revenue Fund.

** An additional \$9,943,665 in excess of FY22 appropriations was carried over to FY23 and transferred in July 2022.

Historical Sales By Product

Historical Draw Games Sales

| | | |
|-------------|----------------|----------------------|
| FY23 | Powerball | \$109,115,349 |
| | Pick 3 | \$100,012,015 |
| | Club Keno | \$50,802,774 |
| | Pick 4 | \$68,818,082 |
| | Mega Millions | \$82,504,727 |
| | Show Me Cash | \$26,163,775 |
| | Lotto | \$18,915,646 |
| | Cash Pop | \$13,975,751 |
| | Cash4Life | \$10,418,724 |
| | EZ Match | \$3,978,066 |
| | TOTAL | \$484,704,909 |
| FY22 | Powerball | \$89,999,012 |
| | Pick 3 | \$103,805,730 |
| | Club Keno | \$56,508,126 |
| | Pick 4 | \$70,994,468 |
| | Mega Millions | \$40,708,465 |
| | Show Me Cash | \$25,194,858 |
| | Lotto | \$19,759,831 |
| | Cash Pop | \$2,248,608 |
| | Cash4Life | \$12,603,155 |
| | EZ Match | \$4,292,671 |
| | TOTAL | \$426,114,924 |
| FY21 | Powerball | \$71,308,315 |
| | Pick 3 | \$109,946,003 |
| | Club Keno | \$58,460,427 |
| | Pick 4 | \$75,046,718 |
| | Mega Millions | \$58,814,950 |
| | Show Me Cash | \$30,065,011 |
| | Lotto | \$23,854,782 |
| | Lucky for Life | \$6,945,335 |
| | Cash4Life | \$3,905,455 |
| | EZ Match | \$4,503,835 |
| | TOTAL | \$442,850,831 |
| FY20 | Powerball | \$58,353,712 |
| | Pick 3 | \$95,182,970 |
| | Club Keno | \$49,855,758 |
| | Pick 4 | \$62,867,411 |
| | Mega Millions | \$43,076,897 |
| | Show Me Cash | \$28,003,732 |
| | Lotto | \$18,730,558 |
| | Lucky for Life | \$8,225,273 |
| | EZ Match | \$3,932,002 |
| | TOTAL | \$368,228,313 |
| FY19 | Powerball | \$97,546,934 |
| | Pick 3 | \$83,426,776 |
| | Club Keno | \$57,329,788 |
| | Pick 4 | \$54,674,668 |
| | Mega Millions | \$81,815,047 |
| | Show Me Cash | \$31,721,903 |
| | Lotto | \$18,671,459 |
| | Lucky for Life | \$8,240,962 |
| | EZ Match | \$4,100,469 |
| | TOTAL | \$437,528,006 |

| | | |
|-------------|----------------------------|----------------------|
| FY18 | Powerball | \$103,895,726 |
| | Pick 3 | \$78,714,007 |
| | Club Keno | \$57,363,460 |
| | Pick 4 | \$52,354,221 |
| | Mega Millions | \$48,248,806 |
| | Show Me Cash | \$31,710,747 |
| | Lotto | \$22,911,132 |
| | Lucky for Life | \$7,938,172 |
| | EZ Match | \$4,297,987 |
| | TOTAL | \$407,434,258 |
| FY17 | Powerball | \$94,886,472 |
| | Pick 3 | \$74,396,147 |
| | Club Keno | \$56,746,940 |
| | Pick 4 | \$48,279,354 |
| | Mega Millions | \$32,172,193 |
| | Show Me Cash | \$29,834,262 |
| | Lotto | \$18,280,882 |
| | Lucky for Life | \$7,818,884 |
| | EZ Match | \$4,212,134 |
| | TOTAL | \$366,627,268 |
| FY16 | Powerball | \$130,774,026 |
| | Pick 3 | \$73,244,815 |
| | Club Keno | \$59,642,782 |
| | Pick 4 | \$46,410,375 |
| | Mega Millions | \$34,603,962 |
| | Show Me Cash | \$29,260,709 |
| | Lotto | \$21,374,724 |
| | Lucky for Life | \$8,429,647 |
| | EZ Match | \$3,293,204 |
| | \$250K Triple Play | \$1,518,956 |
| | TOTAL | \$408,553,200 |
| FY15 | Powerball | \$81,534,778 |
| | Pick 3 | \$70,473,352 |
| | Club Keno | \$58,358,785 |
| | Pick 4 | \$44,672,748 |
| | Mega Millions | \$34,946,306 |
| | Show Me Cash | \$30,411,294 |
| | Lotto | \$20,643,747 |
| | Lucky for Life | \$4,636,613 |
| | \$250K Triple Play | \$4,001,958 |
| | EZ Match | \$3,212,177 |
| | MONOPOLY Millionaires Club | \$807,895 |
| | TOTAL | \$353,699,653 |

Historical Sales by Product

| | | | | | | |
|---------------|--------------------|-----------------------|-------------------|-----------------------|-----------------------|----------------|
| FY14 | Powerball | \$ 100,524,928 | FY08 | Powerball | \$ 138,393,572 | |
| | Pick 3 | \$ 69,264,771 | | Pick 3 | \$ 68,680,133 | |
| | Club Keno | \$ 60,109,683 | | Club Keno | \$ 57,753,303 | |
| | Mega Millions | \$ 42,499,882 | | Lotto | \$ 29,955,387 | |
| | Pick 4 | \$ 38,840,458 | | Pick 4 | \$ 25,751,837 | |
| | Show Me Cash | \$ 31,845,652 | | SHOW ME 5 Paydown | \$ 18,836,176 | |
| | Lotto | \$ 22,610,711 | | Million-Dollar Raffle | \$ 2,500,000 | |
| | \$250K Triple Play | \$ 4,237,043 | | TOTAL | \$ 341,870,408 | |
| | EZ Match | \$ 3,483,316 | | FY07 | Powerball | \$ 130,795,800 |
| | TOTAL | \$ 373,416,444 | | | Pick 3 | \$ 65,091,442 |
| FY13 | Powerball | \$ 127,027,808 | Club Keno | | \$ 53,273,105 | |
| | Pick 3 | \$ 65,755,962 | Lotto | | \$ 33,955,803 | |
| | Club Keno | \$ 65,389,456 | Pick 4 | | \$ 24,015,250 | |
| | Show Me Cash | \$ 36,830,777 | SHOW ME 5 Paydown | \$ 19,684,271 | | |
| | Pick 4 | \$ 34,491,756 | TOTAL | \$ 326,815,671 | | |
| | Mega Millions | \$ 26,028,887 | FY06 | Powerball | \$ 151,772,839 | |
| | Lotto | \$ 22,114,822 | | Pick 3 | \$ 62,274,077 | |
| | EZ Match | \$ 4,293,456 | | Club Keno | \$ 49,948,394 | |
| | TOTAL | \$ 381,932,924 | | Lotto | \$ 35,062,426 | |
| | FY12 | Powerball | | \$ 94,688,699 | Pick 4 | \$ 22,605,473 |
| Club Keno | | \$ 65,331,226 | SHOW ME 5 Paydown | \$ 20,861,442 | | |
| Pick 3 | | \$ 65,074,532 | Dream Draw Raffle | \$ 877,591 | | |
| Mega Millions | | \$ 42,792,811 | TOTAL | \$ 343,402,242 | | |
| Pick 4 | | \$ 31,378,162 | FY05 | Powerball | \$ 114,485,380 | |
| Show Me Cash | | \$ 28,970,446 | | Pick 3 | \$ 60,558,754 | |
| Lotto | | \$ 22,564,631 | | Club Keno | \$ 47,616,083 | |
| EZ Match | | \$ 4,086,174 | | Lotto | \$ 30,311,403 | |
| TOTAL | | \$ 354,886,681 | | SHOW ME 5 Paydown | \$ 23,056,447 | |
| FY11 | | Powerball | \$ 83,319,805 | Pick 4 | \$ 21,338,535 | |
| | Club Keno | \$ 65,302,751 | Xtra | \$ 173,884 | | |
| | Pick 3 | \$ 64,075,659 | TOTAL | \$ 297,540,486 | | |
| | Mega Millions | \$ 34,852,442 | FY04 | Powerball | \$ 147,232,847 | |
| | Pick 4 | \$ 29,557,118 | | Pick 3 | \$ 53,946,082 | |
| | Show Me Cash | \$ 29,503,742 | | Club Keno | \$ 51,531,568 | |
| | Lotto | \$ 25,214,432 | | Lotto | \$ 35,015,934 | |
| | EZ Match | \$ 2,490,930 | | SHOW ME 5 Paydown | \$ 24,337,775 | |
| | Lucky Dough | \$ 45,678 | Pick 4 | \$ 18,436,614 | | |
| | TOTAL | \$ 334,362,557 | Xtra | \$ 4,014,945 | | |
| FY10 | Powerball | \$ 112,711,538 | TOTAL | \$ 334,515,765 | | |
| | Pick 3 | \$ 68,177,111 | FY03 | Powerball | \$ 125,324,451 | |
| | Club Keno | \$ 55,192,089 | | Pick 3 | \$ 53,569,248 | |
| | Pick 4 | \$ 29,117,095 | | Club Keno | \$ 42,570,878 | |
| | Lotto | \$ 28,751,655 | | Lotto | \$ 28,736,839 | |
| | Show Me Cash | \$ 26,711,262 | | SHOW ME 5 Paydown | \$ 22,665,639 | |
| | Mega Millions | \$ 12,059,295 | Pick 4 | \$ 16,157,968 | | |
| | Lucky Dough | \$ 1,081,490 | TOTAL | \$ 289,025,023 | | |
| | TOTAL | \$ 333,801,535 | FY02 | Powerball | \$ 121,474,897 | |
| | FY09 | Powerball | | \$ 120,677,712 | Pick 3 | \$ 51,785,842 |
| Pick 3 | | \$ 67,665,040 | | Lotto | \$ 27,030,491 | |
| Club Keno | | \$ 57,378,494 | | SHOW ME 5 Paydown | \$ 22,714,933 | |
| Lotto | | \$ 28,116,282 | | Pick 4 | \$ 15,292,249 | |
| Pick 4 | | \$ 26,434,016 | Club Keno | \$ 3,124,386 | | |
| Show Me Cash | | \$ 22,168,807 | TOTAL | \$ 241,422,798 | | |
| Raffle | | \$ 1,717,410 | FY01 | Powerball | \$ 97,920,328 | |
| Lucky Dough | | \$ 1,256,408 | | Pick 3 | \$ 46,539,183 | |
| TOTAL | | \$ 325,414,169 | | Lotto | \$ 28,459,170 | |
| FY08 | | Powerball | | \$ 138,393,572 | SHOW ME 5 Paydown | \$ 23,280,662 |
| | Pick 3 | \$ 68,680,133 | | Pick 4 | \$ 12,864,736 | |
| | Club Keno | \$ 57,753,303 | TOTAL | \$ 209,064,079 | | |
| | Lotto | \$ 29,955,387 | | | | |
| | Pick 4 | \$ 25,751,837 | | | | |

Historical Sales by Product

| | | |
|------|---------------------|-----------------------|
| FY00 | Powerball | \$ 99,966,448 |
| | Pick 3 | \$ 42,368,038 |
| | Lotto | \$ 35,292,475 |
| | SHOW ME 5 | \$ 21,923,806 |
| | Pick 4 | \$ 10,549,806 |
| | Triple Play | \$ 2,336,614 |
| | TOTAL | \$ 212,437,187 |
| FY99 | Powerball | \$ 132,599,484 |
| | Pick 3 | \$ 45,622,562 |
| | Lotto | \$ 24,981,515 |
| | SHOW ME 5 | \$ 23,537,442 |
| | Pick 4 | \$ 8,759,037 |
| | TOTAL | \$ 235,500,040 |
| FY98 | Powerball | \$ 101,082,612 |
| | Pick 3 | \$ 49,711,706 |
| | Lotto | \$ 27,875,180 |
| | SHOW ME 5 | \$ 23,666,577 |
| | Daily Millions | \$ 5,180,039 |
| | | TOTAL |
| FY97 | Powerball | \$ 76,145,527 |
| | Pick 3 | \$ 48,362,345 |
| | Lotto | \$ 31,892,109 |
| | SHOW ME 5 | \$ 22,783,598 |
| | Daily Millions | \$ 9,573,752 |
| | | TOTAL |
| FY96 | Powerball | \$ 89,376,918 |
| | Pick 3 | \$ 46,609,753 |
| | Lotto | \$ 32,683,662 |
| | SHOW ME 5 | \$ 25,534,373 |
| | | TOTAL |
| FY95 | Powerball | \$ 106,848,256 |
| | Pick 3 | \$ 40,050,873 |
| | Lotto | \$ 33,520,409 |
| | SHOW ME 5/SuperCash | \$ 19,816,513 |
| | | TOTAL |
| FY94 | Powerball | \$ 88,045,819 |
| | Pick 3 | \$ 37,635,504 |
| | Lotto | \$ 30,570,254 |
| | SuperCash | \$ 15,015,899 |
| | | TOTAL |
| FY93 | Powerball | \$ 47,405,923 |
| | Pick 3 | \$ 33,634,482 |
| | Lotto | \$ 32,462,902 |
| | SuperCash | \$ 17,714,452 |
| | | TOTAL |
| FY92 | Lotto | \$ 43,011,602 |
| | Megabucks/Powerball | \$ 31,475,374 |
| | Pick 3 | \$ 29,042,335 |
| | SuperCash | \$ 13,054,364 |
| | | TOTAL |
| FY91 | Lotto | \$ 41,107,439 |
| | Megabucks | \$ 34,702,422 |
| | Pick 3 | \$ 23,897,703 |
| | | TOTAL |

| | | |
|------|---------------|----------------------|
| FY90 | Lotto | \$ 49,079,208 |
| | Lotto America | \$ 38,007,956 |
| | Pick 3 | \$ 19,966,018 |
| | | TOTAL |
| FY89 | Lotto | \$ 50,236,771 |
| | Lotto America | \$ 22,816,977 |
| | Pick 3 | \$ 16,394,269 |
| | TOTAL | \$ 89,448,017 |
| FY88 | Lotto | \$ 33,999,335 |
| | Pick 3 | \$ 11,398,784 |
| | Lotto America | \$ 6,233,738 |
| | | TOTAL |
| FY87 | Lotto | \$ 27,061,533 |
| | Pick 3 | \$ 6,011,408 |
| | | TOTAL |

Total Historical Draw Games Sales:
\$9,737,141,135

Historical Sales by Product

Historical Scratchers® Sales

| | | | |
|------|-----------------|------|----------------|
| FY23 | \$1,159,257,494 | FY02 | \$ 316,397,488 |
| FY22 | \$1,195,318,049 | FY01 | \$ 272,658,386 |
| FY21 | \$1,215,705,180 | FY00 | \$ 266,708,105 |
| FY20 | \$1,035,198,988 | FY99 | \$ 248,510,434 |
| FY19 | \$ 914,449,548 | FY98 | \$ 257,643,316 |
| FY18 | \$ 906,750,562 | FY97 | \$ 222,342,990 |
| FY17 | \$ 868,860,724 | FY96 | \$ 198,735,269 |
| FY16 | \$ 835,592,355 | FY95 | \$ 183,790,370 |
| FY15 | \$ 743,764,015 | FY94 | \$ 155,672,822 |
| FY14 | \$ 766,609,691 | FY93 | \$ 114,692,661 |
| FY13 | \$ 758,900,234 | FY92 | \$ 97,104,051 |
| FY12 | \$ 742,541,015 | FY91 | \$ 109,343,213 |
| FY11 | \$ 666,315,849 | FY90 | \$ 114,533,882 |
| FY10 | \$ 638,062,954 | FY89 | \$ 109,754,365 |
| FY09 | \$ 636,574,616 | FY88 | \$ 96,129,761 |
| FY08 | \$ 638,533,775 | FY87 | \$ 141,008,874 |
| FY07 | \$ 590,045,817 | FY86 | \$ 206,990,610 |
| FY06 | \$ 550,961,109 | | |
| FY05 | \$ 467,326,093 | | |
| FY04 | \$ 434,791,673 | | |
| FY03 | \$ 393,981,254 | | |

**Total Historical Scratchers Sales:
\$ 19,271,557,592**

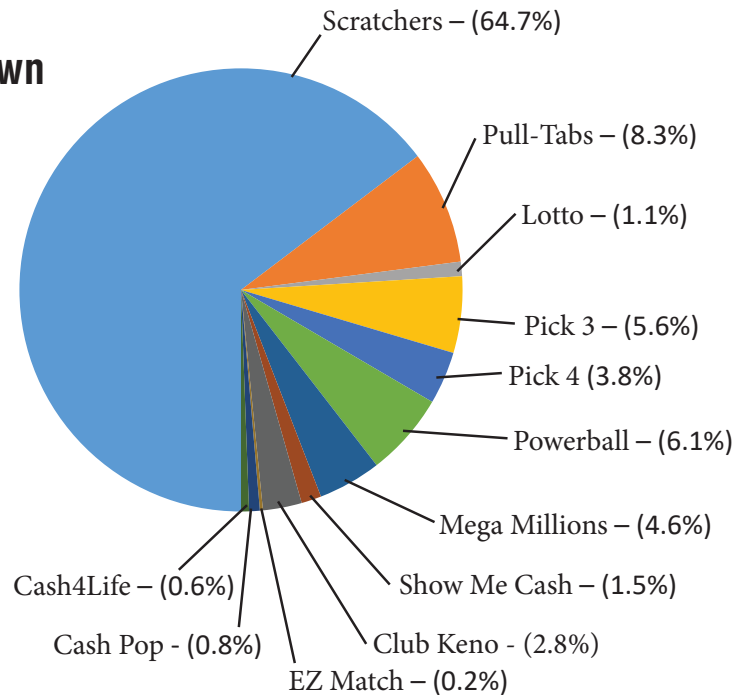
Historical Pull-Tabs Sales

| | | | |
|------|-----------------|------|---------------|
| FY23 | \$148,253,356 | FY99 | \$ 29,240,982 |
| FY22 | \$158,512,368 | FY98 | \$ 29,139,331 |
| FY21 | \$152,933,048 | FY97 | \$ 28,491,979 |
| FY20 | \$ 109,282,738 | FY96 | \$ 29,590,970 |
| FY19 | \$ 114,051,149 | FY95 | \$ 27,638,403 |
| FY18 | \$ 86,031,403 | FY94 | \$ 23,578,248 |
| FY17 | \$ 107,177,118 | FY93 | \$ 10,764,925 |
| FY16 | \$ 71,479,292 | FY92 | \$ 6,672,027 |
| FY15 | \$ 29,891,139 | FY91 | \$ 7,190,089 |
| FY14 | \$ 17,024,939 | FY90 | \$ 1,780,083 |
| | (began 10/1/13) | | |
| FY09 | \$ 6,463,110 | | |
| FY08 | \$ 15,088,705 | | |
| FY07 | \$ 17,409,170 | | |
| FY06 | \$ 19,154,900 | | |
| FY05 | \$ 20,731,089 | | |
| FY04 | \$ 21,846,920 | | |
| FY03 | \$ 25,041,235 | | |
| FY02 | \$ 27,368,968 | | |
| FY01 | \$ 26,578,639 | | |
| FY00 | \$ 28,700,294 | | |

**Total Historical Pull-Tabs Sales:
\$1,397,106,617**


FY23 Product Sales Percentage Breakdown

| Game: | Total Sales: | Percentage of Total Sales: |
|-------------------------|------------------------|----------------------------|
| Scratchers® | \$1,159,257,494 | 64.7% |
| Pull-Tabs | \$148,253,356 | 8.3% |
| Lotto | \$18,915,646 | 1.1% |
| Pick 3 | \$100,012,015 | 5.6% |
| Pick 4 | \$68,818,082 | 3.8% |
| Powerball® | \$109,115,349 | 6.1% |
| Mega Millions | \$82,504,727 | 4.6% |
| Show Me Cash® | \$26,163,775 | 1.5% |
| Club Keno® | \$50,802,774 | 2.8% |
| EZ Match | \$3,978,066 | 0.2% |
| Cash Pop™ | \$13,975,751 | 0.8% |
| Cash4Life®** | \$10,418,724 | 0.6% |
| TOTAL FY23 SALES | \$1,792,215,759 | 100% |



Annual Comprehensive Financial Report

Each fiscal year, the Missouri Lottery compiles a thorough presentation of the organization's financial condition, known as the [Annual Comprehensive Financial Report](#). This detailed report includes four sections – introductory, financial, statistical and compliance – which outline the Lottery organization, its business practices, financial expenditures and disclosures. An independent audit report is also included in the Annual Comprehensive Financial Report.



Where Do Missouri Lottery Proceeds Go?

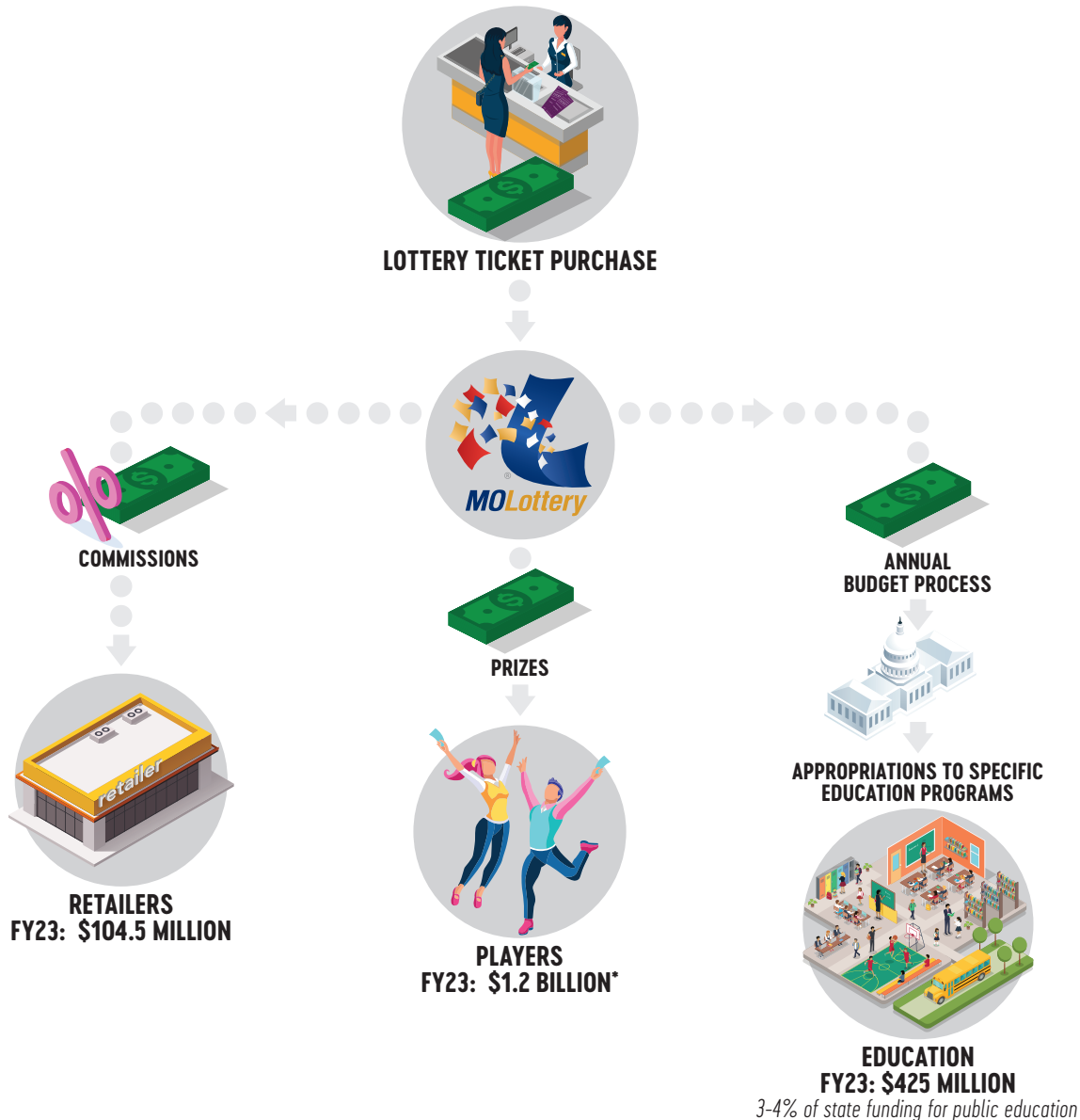
Fiscal Year Results:

Missouri Lottery net profits resulted in more than \$425 million for public education in FY23.

How Proceeds are Allocated:

When the Lottery began in 1986, proceeds from ticket sales went to the Missouri State General Revenue Fund. In August 1992, voters passed Amendment 11 earmarking Lottery proceeds to solely benefit public education. Each year, the Missouri Legislature determines how these proceeds will be allocated. The proceeds represent about 3-4% of the total funding for Missouri's public elementary, secondary and higher education systems.

Lottery funds help support a [variety of programs](#) including the Foundation Program, Transportation Costs, Virtual Schools, Special Education Excess Costs, and operating costs at colleges and universities. These programs and others that receive Lottery money provide the resources that help Missouri students fulfill their individual dreams – dreams that define Missouri's future and ultimately benefit all Missouri residents.



FY24 Missouri Lottery Appropriations

Since 1986, the Missouri Lottery has contributed more than **\$8 billion** to the state of Missouri and public education. Annual Lottery contributions comprise about 3-4% percent of the state’s funding for public education – an effort shared by local, state and federal governments.

For fiscal year 2024, more than \$528 million from Lottery proceeds have been appropriated to Missouri’s public education programs by the Missouri Legislature through House Bills 2, 3 and 6 from the first regular session of the 102nd General Assembly. The following is a list of programs that will receive Lottery proceeds:

Missouri Department of Elementary and Secondary Education \$432,521,962

\$240,685,685 (6.6% of total program funding)

Foundation Program

These funds help pay for the Foundation Formula, which is Missouri’s primary method of distributing money to schools.

\$73,873,102 (21.3% of total program funding)

Transportation

\$37,467,000 (54% of total program funding)

Career Ladder

\$29,134,511 (8% of total program funding)

Classroom Trust Fund

\$19,590,000 (32.9% of total program funding)

Special Education Excess Costs

\$16,548,507 (7.6% of total program funding)

Early Childhood Special Education Program

\$5,000,000 (65% of total program funding)

Residential Placements

\$4,311,255 (19.7% of total program funding)

Performance-Based Assessment Program

\$1,400,000 (2% of total program funding)

Vocational Rehabilitation Program

\$1,250,000 (100% of total program funding)

Grow Your Own Grants / Local Educational Agencies (LEAs)

\$1,050,000 (100% of total program funding)

Grow Your Own Grants / Educator Preparation Programs

\$800,000 (50% of total program funding)

Teacher Recruitment & Retention State Scholarships

\$389,778 (35.8% of total program funding)

Virtual Schools

FY24 Missouri Lottery Appropriations

\$500,000 (100% of total program funding)

Temporary administrative support for a public school that has recently experienced a traumatic event of gun violence in the past year

\$225,000 (100% of total program funding)

Grow Your Own Grants / Community Colleges

\$200,000 (100% of total program funding)

Art and music supplies for a public school that has recently experienced a traumatic event of gun violence in the past year

\$97,124

OA-ITSD / DESE

Some programs may be subject to budget withholdings.

FY24 Missouri Lottery Appropriations

Missouri Department of Higher Education
\$95,333,585

The following Lottery proceeds are used to fund salaries, equipment and library purchases and institution-based student financial aid at each of the public higher education institutions.

\$46,842,748 (9.2% of total state funding)

University of Missouri campuses (Columbia, Kansas City, St. Louis and Rolla)

\$9,670,119 (8.6% of total state funding)

Missouri State University, Springfield

\$6,050,959 (9.3% of total state funding)

University of Central Missouri, Warrensburg

\$4,935,757 (9.2% of total state funding)

Southeast Missouri State University, Cape Girardeau

\$4,576,165 (9.4% of total state funding)

Truman State University, Kirksville

\$3,342,740 (9.1% of total state funding)

Northwest Missouri State University, Maryville

\$2,431,511 (8% of total state funding)

Missouri Southern State University, Joplin

\$2,394,327 (9.1% of total state funding)

Missouri Western State University, St. Joseph

\$1,814,072 (5.4% of total state funding)

Lincoln University, Jefferson City

\$1,148,979 (8.9% of total state funding)

Harris-Stowe State University, St. Louis

\$536,217 (5.9% of total state funding)

State Technical College of Missouri, Linn

\$10,489,991 (6% of total state funding)

Community Colleges

\$1,000,000 (21.3% of total state funding)

Fast-Track Workforce Incentive Grant Fund

\$100,000 (2.1% of total state funding)

Student Journey Mapping

Some programs may be subject to budget withholdings.

FY24 Missouri Lottery Appropriations

Missouri Department of Agriculture \$240,000

The following Lottery proceeds are used to fund expenses, grants, refunds and distributions of the Department of Agriculture.

**\$240,000 (100% of total state funding)
Veterinary Student Loan Payment Fund**

Some programs may be subject to budget withholdings.



***MO*Lottery**

Programs

Missouri AMBER Alert

In the fall of 2001, the National Center for Missing & Exploited Children (NCMEC) launched the [AMBER Alert](#) – America's Missing: Broadcast Emergency Response – nationwide. The goal of the program is to assist cities and towns across the U.S. with creating their own emergency alert plan.

In May 2005, Missouri joined the AMBER Alert Web portal, a nationally connected communication system to help ensure the safety and rescue of missing children.

The Missouri AMBER Alert program is a statewide program designed by the Missouri Department of Public Safety to inform the public of the most serious child-abduction cases. The Missouri Lottery partners with other state and private organizations to communicate the Alerts and utilizes its various communication channels to disseminate AMBER Alert messages to approximately 4,700 retailers and thousands of Lottery players through its social media channels.



How Does Missouri AMBER Alert Work?

Once law enforcement has been notified about an abducted child, they must first determine if the case meets the activating Missouri AMBER Alert criteria:

- Law enforcement officials confirm that a child has been abducted;
- Law enforcement officials believe that the child could be in serious imminent danger; and
- There are sufficient details concerning the abduction to make a public alert useful.

If these criteria are met, Alert information must be put together for public distribution. The information can include descriptions and pictures of the missing child, the suspected abductor, a suspected vehicle and any other information available and valuable to identifying the child and suspect.

The Missouri Lottery's Role

Missouri Lottery retailers and players are in a unique position to help spot missing children. In the event of a Missouri AMBER Alert, the Lottery will send messages through the terminal to retailers. In addition to the online terminal retailer message, the Missouri AMBER Alert message will be broadcast on monitors in retail locations.

When possible, this message will also appear on all Draw Games tickets. In addition, the Lottery will publicize the message on the Missouri Lottery Facebook and Twitter accounts.

Missouri Blue Alert



In 2015, Congress passed the Rafael Ramos and Wenjian Liu National Blue Alert Act, named in honor of two New York City police officers killed in an ambush attack on Dec. 20, 2014. The Act establishes a voluntary nationwide system to give police an early warning of threats against police officers and to aid in the apprehension of suspects who have killed or seriously injured an officer. In 2016, the Office of Community Oriented Policing Services (COPS Office) was asked to implement the Blue Alert Act and establish a [National Blue Alert Network](#).

Blue Alerts provide for rapid dissemination of information to law enforcement agencies, media, and the public about violent offenders who have killed, seriously injured, or pose an imminent and credible threat to law enforcement. Blue Alerts can be transmitted via wireless devices and through the Emergency Alert System (EAS). The National Blue Alert Network works to encourage, enhance, and integrate Blue Alert plans throughout the United States.

The [Missouri Blue Alert](#) program originally began Aug. 28, 2017, and the Missouri Highway Patrol placed information about the program on their website.

How Does Missouri Blue Alert Work?

- All Missouri law enforcement agencies are notified through an email alert.
- Broadcasters and media are notified.
- The public will receive a Wireless Emergency Alert (WEA) message on their cell phone.
- The Missouri Department of Transportation will be notified to activate message signs, if practical.
- The Missouri Lottery will be notified to activate message signs, if practical.

The Missouri Lottery's Role

Similar to the Missouri AMBER Alert, Missouri Lottery retailers and players are in a unique position to spread the Blue Alert and help look for the suspect. In the event of a Missouri Blue Alert, the Lottery will send messages through the terminal to retailers. In addition to the online terminal retailer message, the Missouri Blue Alert message will be broadcast on monitors in retail locations.

When possible, this message will also appear on all Draw Games tickets. In addition, the Lottery will publicize the message on the Missouri Lottery Facebook and Twitter accounts.



MO Lottery

Responsible Gaming

Responsible Gaming Program

With many things in life, there are people who have problems with moderation. Gaming is no exception. Up to 5% of gamblers have problems playing responsibly and could be considered "compulsive" gamblers.

Responsible Gaming Mission:



As a gaming entity, the Missouri Lottery recognizes that while the vast majority of Lottery players gamble responsibly, a small number of Lottery players can experience personal, financial and social difficulties due to playing Missouri Lottery games. Therefore, it is the responsibility of the Missouri Lottery to promote responsible gaming, use responsible gambling best practices and promote the availability of problem gambling treatment.

What Is Problem Gambling?

Problem gambling is a behavior disorder in which an individual has an uncontrollable urge to gamble. Similar to nicotine or alcohol addiction, problem gambling is a progressive addiction characterized by increasing preoccupations with gambling, a need to bet more money more frequently, restlessness or irritability when attempting to stop, "chasing" losses and loss of control. These characterizations are manifested by a continuation of the gambling behavior in spite of any mounting psychological, physical, social, vocational and financial consequences.

How to Recognize Problem Gamblers:

- Frequently think about past gambling experiences, future plans or how to get money for gambling;
- Need to increase spending to reach a high level of excitement;
- Have failed at stopping or controlling gambling;
- Become restless and/or irritable when trying to cut back or stop gambling;
- Gamble to escape problems and to feel better;
- Frequently return to "get even" after experiencing losses (chasing one's losses);
- Lie to cover up gambling activity;
- Have committed or planned illegal acts to finance gambling;
- Have problems with job, school and/or relationships;
- Rely on others to help out financially.

How To Get Help:

The first step in overcoming a compulsive gambling disorder is admitting that there is a problem. If you or a loved one have a problem with gambling, help is available.



When you call the 24-hour toll-free help line, a counselor at the Provident Behavioral Health in St. Louis will refer you to free resources in your area.

Responsible Gaming Program

The Missouri Lottery employs a Responsible Gaming Coordinator to manage the Lottery's Responsible Gaming program and oversee all related initiatives. The Responsible Gaming Coordinator chairs the Lottery's internal committee and serves on other state, regional and national committees that work to raise awareness of problem gambling and safe gaming practices.

Missouri Alliance to Curb Problem Gambling

The Missouri Lottery is a founding member of the Missouri Alliance to Curb Problem Gambling (the Alliance). Created in 1997, the Alliance is a partnership between the Missouri Lottery, Missouri Gaming Association, Missouri Department of Mental Health's Division of Alcohol and Drug Abuse, Missouri Gaming Commission, Port Authority of Kansas City and a recovery community representative. The Lottery's Responsible Gaming Coordinator serves as the secretary for the Alliance. The Lottery's Communications Manager is also a member of the Alliance.

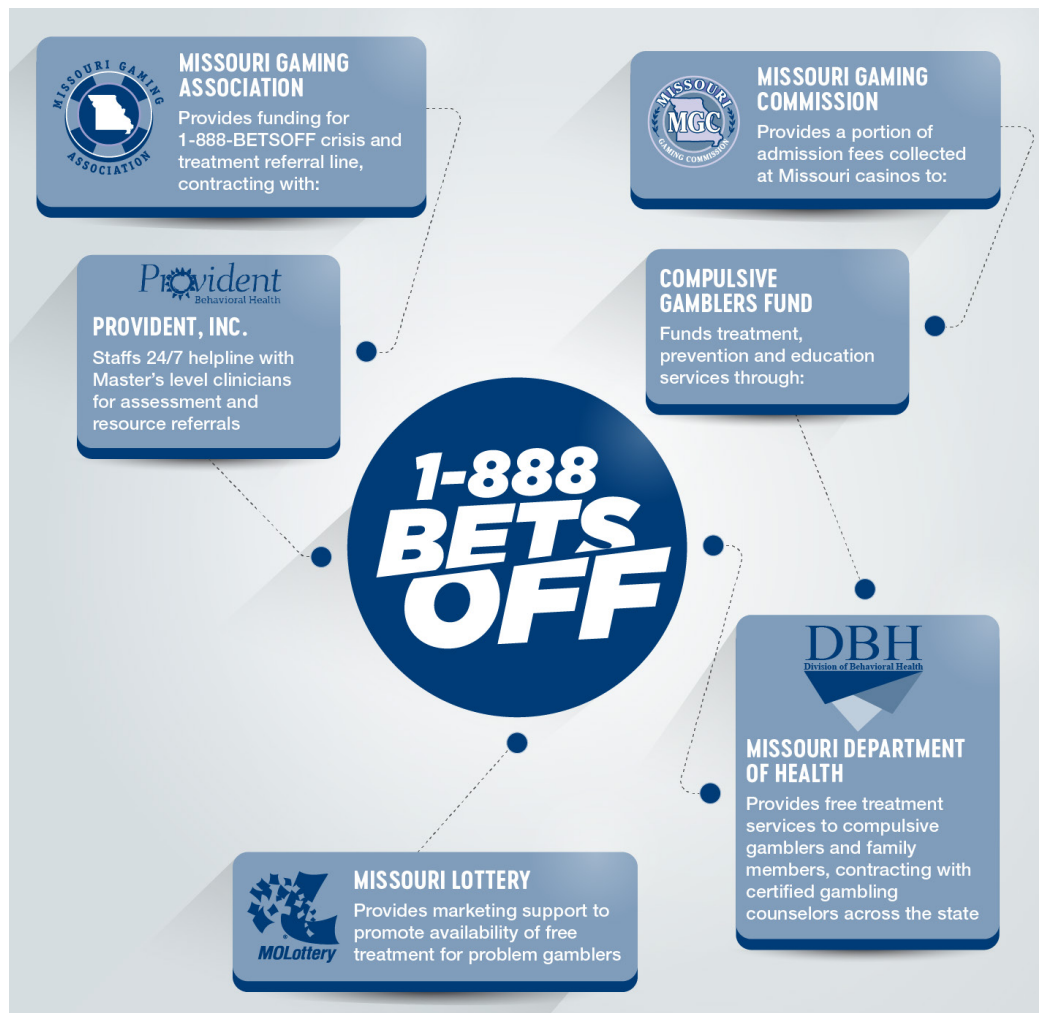
The purpose of the Alliance is to educate Missourians on the potential characteristics and dangers of problem and compulsive gambling, to refer compulsive gamblers and their family and

friends to free resources through a toll-free helpline, website and email address, to prevent underage play and to promote responsible gaming. Awareness efforts also include billboards, brochures, posters, social media posts and public service announcements provided by the Missouri Lottery.

- Toll-free helpline - 1-888-BETSOFF (1-888-238-7633)
- Website - 888betsoff.org
- Email address - freehelp@888betsoff.org

MACPG

Missouri Alliance to Curb Problem Gambling



Responsible Gaming Program

Midwest Conference on Problem Gambling and Substance Abuse

The Missouri Lottery is a member of the Midwest Conference on Problem Gambling and Substance Abuse ([MCPGSA](#)), a committee comprised of addiction specialists, problem gambling program coordinators and organizations throughout a five-state region: Iowa, Kansas, Missouri, Nebraska and Oklahoma. The focus of the MCPGSA is to plan an annual problem gambling and substance abuse conference that hosts speakers and participants working within the fields of addiction, mental health and clinical treatment from throughout the country.



The Lottery's Responsible Gaming Coordinator serves as a contributor in the conference.

North American Association of State and Provincial Lotteries



The Lottery's Responsible Gaming Coordinator has served as a member of the North American Association of State and Provincial Lotteries ([NASPL](#)) Responsible Gaming Committee. The delegation exists to develop and promote programs to contribute towards the progression of responsible gaming in all lottery organizations.

In FY17, the Missouri Lottery became one of the first NASPL-member lottery organizations to receive the "Implementation Level" certification. The distinction was awarded through a joint verification process with NASPL and the National Council on Problem Gambling (NCPG). Since FY20, the Lottery has maintained the highest "Sustaining Level" certification for its responsible gaming program.

World Lottery Association Certification

In FY19, the Missouri Lottery became one of the first eight U.S. lotteries to attain the World Lottery Association's ([WLA](#)) Level 4 certification under the responsible gaming framework. The designation is the most prestigious of its kind within the lottery industry and signifies the Lottery's dedication to continuous improvement. To qualify, applying lotteries must demonstrate a commitment to corporate social responsibility and that responsible gaming exists at all levels of operation as demonstrated through 10 program elements.



These elements include:

1. Research
2. Employee Program
3. Retailer Program
4. Game Design
5. Remote Gaming Channels
6. Advertising and Marketing Communications
7. Player Education
8. Treatment Referral
9. Stakeholder Engagement
10. Reporting and Measurement

The Missouri Lottery was recertified at Level 4 in FY22 through a recertification process that takes place every three years. The Lottery previously earned the Level 3 certification in FY14 — the sixth U.S. lottery to do so — and was one of the first U.S. lotteries to achieve a Level 2 certification in FY13.

Responsible Gaming Program

Gift Responsibly Holiday Campaign

Each holiday season, the Missouri Lottery participates in an [annual holiday awareness campaign](#) that focuses on promoting responsible gaming and not gifting lottery products to minors. The campaign is sponsored by McGill University, the International Centre for Youth Gambling Problems and High-Risk Behaviors, and the National Council on Problem Gambling (NCPG). Each year, dozens of lottery organizations from around the world participate in the program.



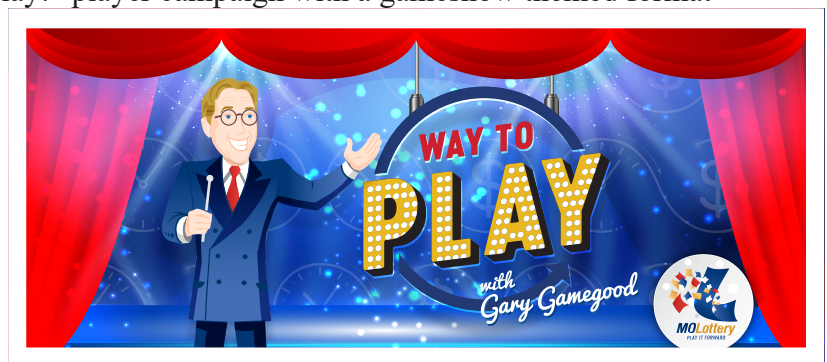
Way to Play!

In 2022, the Lottery launched the "Way to Play!" player campaign with a gameshow themed format and host, Mr. Gary Gamegood.

The campaign's guiding principle is that the key to enjoying lottery games is knowledge. The more a player knows about how our games work and the chances of winning, the more likely they are to enjoy responsible play.

A "[Way to Play!](#)" video series features fun, informative videos that cover both Scratchers® and Draw Games and even debunk some common lottery myths:

- Episode 1: "What are the Chances? Scratchers Edition"
- Episode 2: "What are the Chances? Draw Games Edition"
- Episode 3: "Time is Money"
- Episode 4: "Location, Location, Location"
- Episode 5: "Ticket Tactics"



Self-Exclusion Program (SEP)

The Missouri Lottery's [Voluntary Self-Exclusion Program \(SEP\)](#) is a responsible gaming resource for players who classify themselves as problem gamblers to reduce the incentive to play Lottery games. Introduced on Aug. 1, 2013, individuals who enter into the SEP are prohibited from claiming prizes of more than \$600, accessing the *My Lottery*® Players Club and from receiving Lottery-generated text messages and emails.

Individuals wishing to self-exclude themselves can find the SEP application at [MOLottery.com](#) under the "[Play Responsibly](#)" page. Applications can also be obtained when visiting a Lottery office or through the mail. Individuals should sign, notarize, then submit agreements to the Lottery. In the agreements, players acknowledge they are voluntarily applying to be a part of the program for life.

Completed and notarized forms can be mailed to the Lottery at: Missouri Lottery, Attn: Responsible Gaming Coordinator, P.O. Box 1603, Jefferson City, MO 65102-1603

Responsible Gaming Program

'DO THE RIGHT THING' Retailer Integrity and Responsibility Program

Each year, the Missouri Lottery's Sales team oversees an annual compliance check with approximately 4,750 Lottery retailers. These checks ensure that the Lottery's retailers are following responsible gaming protocols such as player age confirmation, verification of secure Scratchers® tickets storage and having Lottery-provided responsible gaming information readily accessible to players. In FY23, approximately 96% of Missouri Lottery retailers met the standards as outlined in the "Do The Right Thing" program.





***MO*Lottery**

Reference

Frequently Asked Questions

Q. Do Lottery proceeds really go to schools?

A. Yes. All profits – 100% – go to Missouri [public education](#). Annual Lottery proceeds make up approximately 3-4% of the state's funding for public education.

Q. Does the Missouri Lottery offer subscription sales to players?

A. No. Players can purchase Missouri Lottery tickets from a licensed Missouri Lottery retailer.

Q. Can I purchase Lottery tickets online?

A. No. The Missouri Lottery does not currently offer sales via the Internet.

Q. Can I use my debit or credit card to purchase Lottery tickets?

A. Yes. There are no Missouri laws or Lottery policies that prevent the purchase of Lottery products at the counter or Lottery vending machines using debit or credit. The Lottery leaves that up to the discretion of our retail partners. Each retail location is given the freedom to accept (or not accept) debit or credit cards for Lottery purchases, based on their own business goals and guidelines.

Q. Who oversees casinos and bingo games?

A. Casinos and bingo games are not a part of the Missouri Lottery. They are governed by the Missouri Gaming Commission.

Q. Is there a danger of Lottery players becoming compulsive gamblers?

A. Studies show that about 1% - 5% of those who participate in any kind of gambling activity can experience a gambling problem.

Q. How can I become a Missouri Lottery retailer?

A. Only businesses located within the state of Missouri can be Missouri Lottery retailers. Visit retailer.molottery.com to learn more or see page 53 in the Fact Book.

Q. If I win a big jackpot prize or an annuitized Scratchers® prize and die before I receive it all, where does the remaining money go?

A. When a winner receiving annuity payments dies, the Missouri Lottery continues to make payments to the winner's estate.

Q. Where can I find past winning numbers?

A. You can find complete lists of past numbers drawn in the "[Winning Numbers](#)" section at MOLottery.com. More recent winning numbers can also be found on the Lottery's mobile app or by calling the winning numbers hotline (573) 751-1111.

Q. Why is the cash value of a jackpot only about half of what is advertised? Where does the rest of the money go?

A. The lump-sum cash payment is approximately half of the advertised amount since the Lottery will be giving you the money it would have invested over 29 years (30 graduated payments) for a [Powerball®](#) jackpot or a [Mega Millions®](#) jackpot, 24 years (25 payments) for a [Lotto](#) jackpot or a guaranteed minimum of 20 years for [Cash4Life®](#).

Q. Are the terminals in retail locations and the drawing equipment connected in any way?

A. No. Each drawing machine is self-contained and independent of any other system. See Drawing information on pg. 46 for complete details.

Q. Does anyone in Missouri ever win the Powerball® jackpot?

A. Out of the 47 lotteries participating in the Powerball game, Missouri ranks second behind Indiana in the number of Powerball® jackpot winners with 31.

Q. Can a group of people claim a prize?

A. Yes. Each member will need to complete and submit a claim form.

Q. Can Powerball®, Mega Millions and Cash4Life® players redeem their winnings in any member state?

A. No. Players must redeem their prizes in the same state they bought the tickets.

Q. Since so many people play Powerball®, Mega Millions and Cash4Life®, aren't the chances of winning worse?

A. No. No matter how many people play these multi-state games, the chances of winning never change. The chances are based on the amount of number combinations, not the number of players.

Q. If I buy a Quick Pick ticket, can anyone else buy those numbers using Quick Pick?

A. Yes. Quick Pick tickets are generated randomly by the terminal at the retail location, and there is no central computer that is controlling ticket generation. The chances of buying a Draw Games Quick Pick ticket with the same numbers as someone else are the same as the chances of winning the jackpot.

Q. If I should win the jackpot, do I have the option of remaining anonymous to the public and the media?

A. The Lottery does not release names or other personally identifiable information without the written consent of the player. Information about the amount of the prize and where the ticket was purchased will be released.

Q. Where can I hear about top-prize winners in Missouri Lottery games?

A. News releases are posted in the "[Media Center](#)" section at [MOLottery.com](#). [A map of Missouri marking](#) retail locations where prizes of more than \$1,000 were sold is also posted on [MOLottery.com](#) each month.

Q. Does anyone know where the winning Scratchers® tickets are located?

A. No. Because of strict security measures, no one – including Missouri Lottery employees – knows where winning Scratchers® tickets are located. Additionally, the Lottery does not know when a top prize-winning Scratchers® ticket is sold until the ticket is redeemed.

Q. Are there fewer Scratchers® prizes now?

A. No. The chances of winning Scratchers® games continue to improve. In the Lottery's early days, the games only paid out 45% of sales in prizes, the maximum amount allowed by law at the time. Today's Scratchers® games pay out an average of 73% of sales in prizes, ranging from 62% in \$1 games to 80% in \$50 games. Scratchers games have average chances of winning of 1 in 4, ranging from 1 in 4.81 in \$1 games to 1 in 2.84 in \$50 games..

Terms, Definitions and Abbreviations

| | |
|---------------------------------------|---|
| 1-888-BETSOFF (1-888-238-7633) | The 24-hour toll-free helpline for problem gamblers and their loved ones. When called, callers speak with licensed professionals who connect them with free help. (See also: "Bets Off") |
| Alchemy3 | One of the Lottery's vendors for licensed products. Alchemy3 is headquartered in Roswell, Georgia. |
| Annuity Option | A method of collecting jackpot prizes in Powerball®, Mega Millions®, Cash4Life®, Lotto and Scratchers® that offer prizes of more than \$1 million. This method entitles the winner to receive the prize money in annual or graduated payments that total the advertised prize amount. Annuity options for Powerball® and Mega Millions® jackpots are spread over 30 annual graduated payments, whereas annuity options for Lotto jackpots are paid in 25 annual payments. Cash4Life® payments are guaranteed for a minimum of 20 years. Some Scratchers games may also have annuitized prize options. |
| Back 3 | A Pick 4 play option in which players pick the last three digits in exact order. (See also: "Front 3") |
| Back Pair | A Pick 3 and Pick 4 play option in which players pick the last two digits in exact order. (See also: "Front Pair") |
| Bets Off | Missouri's treatment referral program for problem gambling. The program includes the toll-free helpline, 1-888-BETSOFF (1-888-238-7633), the www.888betsoff.org website and freehelp@888betsoff.org email. (See also: "1-888-BETSOFF") |
| Blitz | A distribution process aimed at delivering new Scratchers® games to retailers on official launch dates. (See also: "MO Money Monday") |
| Box | A Pick 3 and Pick 4 play option in which players can win if their numbers match in any order. |
| Bulls-Eye® | Bulls-Eye® is an optional play feature in Club Keno® that allows players to increase their winnings by matching the red Bulls-Eye® number drawn. The Bulls-Eye® costs an additional \$1 per play. (See also: "Club Keno®" and "Double Bulls-Eye®") |
| Cash4Life® | A multi-state Draw Game consisting of 10 members. Sales began in Missouri on April 11, 2021. Drawings are held daily in Trenton, New Jersey. The top prize awards players \$1,000 a day for life, and the second-tier prize awards players \$1,000 a week for life. |
| Cash Ball | Cash4Life® players select five numbers between 1 and 60 and one number – the Cash Ball – between 1 and 4. (See also: "Cash4Life®") |
| Cash Option | A method of paying jackpot prizes in Powerball®, Mega Millions®, Cash4Life®, Lotto and Scratchers® that offer prizes of more than \$1 million. This method entitles the winner to receive the prize money in one lump sum. This amount is the amount on hand to pay that prize from the prize fund. It's approximately half of the advertised jackpot amount, minus taxes. Winners have exactly 60 days from the claiming date to select the cash option. |
| Cash Pop™ | An in-state game in which one "Pop" (number) is drawn in five daily drawings. Sales began on May 22, 2022. Tickets start at \$1 per play. |

Terms, Definitions and Abbreviations

| | |
|--------------------------------------|---|
| Check-A-Ticket (CAT) | Check-A-Ticket machines are player-activated devices in retail locations that indicate whether a Scratchers® or Draw Games ticket is a winner. |
| Club Keno® | A Draw Game drawn via computer every four minutes between 5:04 a.m. and 1:52 a.m. daily. Players can win up to \$100,000 per \$1 ticket per drawing or up to \$1 million with add-on features. (See also: "Keno To Go") |
| Club Keno Multiplier | An optional play feature in Club Keno® that allows players to increase their winnings by 2, 3, 4, 5 or 10 times, depending on the Multiplier number drawn. The Multiplier costs an additional \$1 per play. |
| Combo | A Pick 3 and Pick 4 play option in which players pick numbers for all possible straight combinations. |
| Corporate Sales Manager (CSM) | The Lottery's two Corporate Sales Managers work directly with retail partners and their corporate owners to enhance sales programs. |
| Customer Care Unit (CCU) | The Lottery's Customer Care Unit is housed under the Sales Division and acts as the front office staff for all four regional offices. These employees answer player and general public inquiries via phone, email and in-person communication. (See also: "Regional Sales Manager") |
| Diamond Game | The Missouri Lottery's Pull-Tabs vendor based in Los Angeles, California. |
| Digital Playslip | An electronic form on the Lottery's app on which players mark their number combinations and play options. Once a digital playslip is created, a unique code is generated that retailers can scan to enter wagers. (See also: "Missouri Lottery App" and "Playslip") |
| District Sales Manager (DSM) | The Lottery's District Sales Managers manage the sales programs within the Lottery's six districts and supervise the Lottery Sales Representatives within their respective districts. (See also: "Lottery Sales Representative" and "Regional Sales Manager") |
| Do The Right Thing | An annual retailer integrity and responsibility program, which takes place each March and August, designed to promote security and responsibility at retail locations. |
| Double Bulls-Eye® | An optional play feature in Club Keno® that allows players to increase their winnings by matching either the red or green Bulls-Eye number - or both - drawn. The Double Bulls-Eye® feature costs an additional \$2 per play. |
| Double Play® | An optional play feature in Powerball® that allows players to play their numbers in a second drawing. Players can win up to \$10 million in addition to the chance to win in the main Powerball® drawing. Double Play® drawings are held following the main Powerball® drawing on Mondays, Wednesdays and Saturdays. The Double Play® optional play feature costs an additional \$1 per play. |
| Draw Break | The time Draw Games terminals are down prior to each game's draw. (See also: "Draw Games") |
| Draw Games | Powerball, Mega Millions®, Cash4Life®, Lotto, Pick 3, Pick 4, Show Me Cash, Cash Pop and Club Keno® are considered Draw Games. |

Terms, Definitions and Abbreviations

| | |
|--|---|
| Draw Points | One of three possible prizes awarded through a Wheel Spin in the <i>My Lottery</i> [®] Players Club. Once a player enters enough eligible tickets to reach a monetary or product reward through the Lottery's app or MO Lottery.com, they will earn a Wheel Spin, which will award Draw Points, Prize Points or Lottery coupons. Draw Points can be used toward Points for Drawings. Prize Points can be redeemed in the Digital Store. (See also: " <i>My Lottery</i> [®] Players Club," "Prize Points" and "Points for Drawings") |
| Early Bird | The 8 a.m. drawing in Cash Pop [™] . (See also: "Cash Pop [™] ") |
| Enterprise Series MultiMedia (ESMM) | A flat-panel advertising monitor in retail locations. |
| Evening Draw | Pick 3, Pick 4 and Show Me Cash drawings that occur at 8:59 p.m. each day, as well as Lotto on Wednesdays and Saturdays. (See also: "Midday Draw") |
| Expansion Retailer | A retail location that has a social environment, such as a convenience store, grocery store or merchandise store, and has seating for at least 15 people located within an existing business, but does not possess a liquor-by-the-drink license. These retailers have a Club Keno [®] monitor. |
| EZ Match | Additional \$1 play option for Pick 3, Pick 4, Show Me Cash [®] , Cash4Life [®] and Lotto Draw Games. If chosen, three to six (depending on Draw Game) EZ Match numbers will print on tickets below players' numbers. If any of the EZ Match numbers match the selected Draw Games numbers (regardless of order), the player instantly wins the prize printed next to it (up to \$500). |
| FailSafe[®] | A one-step validation barcode located under the play area at the bottom of all Scratchers [®] tickets printed after July 2014. |
| Fiscal Year (FY) | The state of Missouri's fiscal year runs from July 1 through June 30. For example: July 1, 2022, through June 30, 2023, is fiscal year 2023 (FY23). |
| Front 3 | A Pick 4 play option in which players pick the first three digits in exact order. (See also: "Back 3") |
| Front Pair | A Pick 3 and Pick 4 play option in which players pick the first two digits in exact order. (See also: "Back Pair") |
| Game Touch[™] | A self-service vending machine that dispenses up to 28 different Scratchers [®] games and select Draw Games. |
| General Revenue Fund | From the start of the Missouri Lottery in January 1986 through June 30, 1993, all of the Missouri Lottery's proceeds and profits went into Missouri's General Revenue Fund. (Our proceeds are now earmarked solely for public education) |
| Graduated Annuity | If a Powerball [®] or Mega Millions jackpot winner chooses an annuitized prize, the annual payments will be increased each year by the percentage set in each game's rules. An annuitized Powerball [®] or Mega Millions jackpot prize is paid during 29 years (30 payments). |
| High-Tier Prize | Prizes of more than \$600. These prizes must be claimed by appointment at a Lottery office. (See also: "Redemption Center") |

Terms, Definitions and Abbreviations

| | |
|--|---|
| International Game Technology (IGT) | The Missouri Lottery's Draw Games vendor and alternate Scratchers ticket vendor, based in Providence, Rhode Island. |
| Inside Sales Manager (ISM) | The Inside Sales Manager directly manages two Inside Sales Team Managers while coordinating the operations of a unit responsible for the promotion of Lottery products at retail accounts statewide. (See also: "ISTM") |
| Inside Sales Representative (ISR) | The Lottery's eight Inside Sales Representatives act as the merchandising agents for each retail location, ordering new ticket supply to be delivered to locations that are running low. |
| Inside Sales Team Manager (ISTM) | The Lottery's Inside Sales Team Manager is responsible for the direct management of four Inside Sales Representatives to maintain Scratchers' product and programs statewide. (See also: "ISM" and "ISR") |
| JackPack | A \$6 combination play offering all four Missouri Lottery jackpot games: Powerball, Mega Millions, Lotto and Show Me Cash®. When requested, players will receive one Quick Pick ticket for each Draw Game for the next available draw. |
| Jackpot Reset Promotion | A Powerball® and Mega Millions® promotion that is activated when the jackpot is hit - regardless of which state it is won in - giving players who buy three plays on a single ticket a \$2 ticket for free. (See also: "Powerball®" and "Mega Millions®") |
| Keno Crown Club | An exclusive Missouri Lottery sales achievement club for retailers who have sold more than \$250,000 in Club Keno® in a calendar year. Club members are rewarded with one Lottery-hosted store promotion per calendar year. |
| Keno To Go | Keno To Go is played exactly the same way as Club Keno, and it offers the same prize structure and game features. It is available at all retail locations. (See also "Club Keno®") |
| Late Morning | The 11 a.m. drawing in Cash Pop™. |
| Lottery Sales Representative (LSR) | The Lottery Sales Representatives serve as the direct link between the Lottery and each retail location. These employees oversee the majority of in-store point-of-sale placement, sales strategy development, equipment placement and bookkeeping procedures, in addition to facilitating retailer training, education and corrective discussions, among other responsibilities. (See also: "District Sales Manager" and "Regional Sales Manager") |
| Lottery Vending Machine (LVM) | Machine at retail locations through which Lottery tickets can be purchased, also known as Instant Ticket Vending Machine (ITVM). |
| Lotto | The Lottery's in-state Draw Game drawn every Wednesday and Saturday night. Jackpot prizes have ranged from \$1 million to \$19 million. |
| Lotto Doubler | A permanent game change that started Nov. 4, 2012, giving players a chance to randomly double their non-jackpot prizes, at no additional cost. |
| Low-Tier Prizes | Prizes of \$25 or less. These prizes can be paid by any Missouri Lottery retailer. |
| Match 5 | "Match 5" is the prize level for matching all five white-ball numbers in either Powerball® or Mega Millions. Both prizes are \$1 million. |
| Matinee | The 3 p.m. drawing in Cash Pop. |

Terms, Definitions and Abbreviations

| | |
|--|---|
| Matrix | The range of numbers to pick from in a game. The matrix determines the game's chances of winning. |
| Mega Ball® | The Mega Ball number is the second part of the Mega Millions game matrix. Players select five numbers between 1 and 70 and one number – the Mega Ball – between 1 and 25. |
| Mega Millions® | A large multi-state Draw Game consisting of 47 members. Drawings are held in Atlanta, Georgia, on Tuesday and Friday nights. Jackpot prizes have ranged from \$15 million to \$1.6 billion. |
| Megaplier® | An optional feature in Mega Millions that allows players to increase non-jackpot prizes by 2, 3, 4 or 5. The Megaplier option costs an additional \$1 per play. |
| Midday Draw | Pick 3 and Pick 4 drawings that occur at 12:45 p.m. each day. |
| Middle Pair | A Pick 4 play option in which players pick the second and third digits in exact order. |
| Mid-Tier Prizes | Prizes between \$25.01 and \$600. Prizes are paid at retail at retailer discretion. (See also: "High-Tier Prizes" and "Low-Tier Prizes") |
| Midwest Consortium on Problem Gambling and Substance Abuse (MCPGSA) | The Midwest Consortium on Problem Gambling and Substance Abuse is made up of organizations throughout a five-state region – Iowa, Kansas, Missouri, Nebraska and Oklahoma. MCPGSA is the planning committee for the Midwest Conference on Problem Gambling and Substance Abuse. The Missouri Lottery's responsible gaming coordinator is on the planning committee. (See also: "Responsible Gaming") |
| Million Dollar Club | An exclusive Missouri Lottery sales achievement club for retailers who have sold more than \$1 million in Lottery products in a calendar year. Club members are rewarded with one recognition ceremony, prize box and certificate per calendar year. |
| Missouri Alliance to Curb Problem Gambling (MACPG or Alliance) | The Missouri Alliance to Curb Problem Gambling is a partnership between multiple mental health, gaming industry and problem gambling treatment organizations and professionals located in Missouri. The Alliance serves to identify the characteristics and dangers of problem gambling and refers individuals to free resources. |
| Missouri AMBER™ Alert | Missouri AMBER™ Alert is Missouri's statewide program to help find abducted children. Alert messages are dispersed to Lottery retail locations, on Draw Games tickets, electronic signage and the Lottery's social media. |
| Missouri Blue Alert | Missouri Blue Alert is Missouri's statewide program to help assist in apprehending individuals who have committed acts of violence toward members of law enforcement. Alert messages are dispersed to Lottery retail locations, on Draw Games tickets, electronic signage and the Lottery's social media. |
| Missouri Lottery App | The Lottery's official mobile app includes a variety of features, including the <i>My Lottery</i> ® Players Club, Check-A-Ticket technology, ticket scanning for easy entry into promotions, customizable digital playslips and winning numbers. The free app can be downloaded from the App Store or Google Play. (See also: "Check-A-Ticket," "Digital Playslip" and " <i>My Lottery</i> ® Players Club") |

Terms, Definitions and Abbreviations

| | |
|---|--|
| MO Money Monday | A program that introduces the newest Scratchers® games at retail locations on the last Monday of each month. Holidays that fall on the last Monday of the month and the introduction of holiday games are not included in MO Money Mondays. (See also: "Blitz") |
| MOLottery.com | The Lottery's official website is updated regularly with winning numbers, jackpot amounts, remaining Scratchers® prizes, unclaimed Draw Games prizes over \$50,000, how-to-play information, historical beneficiary information, winner stories and promotion information. The <i>My Lottery</i> ® Players Club can also be accessed on the website. (See also: " <i>My Lottery</i> ® Players Club") |
| Multi Draw | A Draw Games play option in which players play the same numbers for consecutive drawings. |
| Multi-State Lottery Association (MUSL) | A multi-state lottery organization that operates Powerball® and other lottery games. MUSL is based in Urbandale, Iowa. |
| <i>My Lottery</i>® Players Club | A free online account for players to participate in a variety of services and additional opportunities to win at MOLottery.com and on the Missouri Lottery app. By entering eligible Scratchers® and Draw Games tickets, players can earn Rewards including Prize Points, Draw Points and Lottery coupons. Additionally, when players enter tickets into the program, they're also automatically entered into any applicable second-chance promotional drawings. (See also: "Draw Points," "Missouri Lottery App," "Points for Drawings™," "Points For Prizes" and "Prize Points") |
| Night Owl | The 11 p.m. drawing in Cash Pop™. (See also: "Cash Pop™") |
| North American Association of State & Provincial Lotteries (NASPL) | The North American Association of State & Provincial Lotteries is a national lottery trade organization headquartered in Concord, Ohio. NASPL consists of 53 lottery organizations throughout North America. |
| Origin System | Self-contained automated draw machines used to randomly select official winning numbers for Missouri Lottery in-state Draw Games. (See also: "Smartplay") |
| Pari-Mutuel | A prize that is shared equally among all winners in a prize category; all Lotto prizes are pari-mutuel except the free-ticket prize. |
| Pick 3 | The Lottery's Draw Game in which players pick three numbers between 0 and 9. (See also: "Midday Draw" and "Evening Draw") |
| Pick 4 | The Lottery's Draw Game in which players pick four numbers between 0 and 9. (See also: "Midday Draw" and "Evening Draw") |
| Playslip | A small slip of paper on which players mark their number combinations and play options; retailers can use the playslips to enter wagers. (See also: "Digital Playslip") |
| Play Center | Lottery stands located in retail locations to house Lottery playslips, brochures and promotional information. |
| Play It Forward® | Play It Forward® is a branding campaign introduced in 2012 showcasing the Missouri Lottery's contributions to public education. |

Terms, Definitions and Abbreviations

| | |
|--|---|
| Points for Drawings™ | Allows <i>My Lottery</i> ® members to use accumulated Draw Points to "purchase" entries into promotional drawings for prize packages, such as cash and Scratchers prizes, electronic equipment and kitchen appliance upgrades. (See also: "Draw Points" and " <i>My Lottery</i> ® Players Club") |
| Points For Prizes Rewards Program | Allows <i>My Lottery</i> ® members to use accumulated Prize Points to redeem them for a variety of digital prizes, such as Lottery coupons and gift cards. (See also: " <i>My Lottery</i> ® Players Club" and "Prize Points") |
| Pollard Banknote | One of the Missouri Lottery's Scratchers® vendors. Pollard Banknote is based in Winnipeg, Canada. |
| Pop | A Pop is a number played in the game Cash Pop™. |
| Powerball® | A large multi-state Draw Game consisting of 48 members. Drawings are held in Tallahassee, Florida, on Monday, Wednesday and Saturday nights. Jackpot prizes have ranged from \$40 million to \$2.04 billion. (See also: "Double Play®") |
| Power Play® | An optional play feature in Powerball® that allows players to increase non-jackpot prizes by 2, 3, 4, 5 or 10 times by using this wager option. The Power Play costs an additional \$1 per play. |
| Prime Time | The 7 p.m. drawing in Cash Pop™. (See also: "Cash Pop™") |
| Prize Points | One of three possible prizes awarded through a Wheel Spin in the <i>My Lottery</i> ® Players Club. Once a player meets the entry requirements for an offered Reward, they will earn a Wheel Spin awarding Prize Points, Draw Points or Lottery coupons. Prize Points can be saved and used towards Lottery coupons, gift cards or digital downloads. (See also: "Draw Points," " <i>My Lottery</i> ® Players Club" and "Points For Prizes") |
| Problem Gambling | A behavior disorder in which an individual has an uncontrollable urge to gamble despite psychological, physical, social, vocational and financial consequences. Similar to nicotine or alcohol addiction, problem gambling is a progressive addiction characterized by increasing preoccupations with gambling, a need to bet more money more frequently, restlessness or irritability when attempting to stop, "chasing" losses and loss of control. (See also: "Bets Off" and "Responsible Gaming") |
| Progressive Jackpot | An additional prize for Club Keno® players who play the 6-, 7- and 8-Spot games. There is no additional charge for this feature, and the jackpot will be pari-mutuel with all 6-, 7- and 8-Spot winners in that drawing. If the progressive jackpot is not won in a drawing, it will continue to grow until it is won. |
| Provident Behavioral Health | A counseling organization located in St. Louis that oversees Life Crisis Services call center. Provident Life Crisis Services serve as the 24-hour call center for the 1-888-BETSOFF helpline. (See also: "Bets Off" and "Problem Gambling") |
| Pull-Tabs | A modern instant ticket vending machine that dispenses pre-printed Pull-Tabs tickets, while displaying results on the dispenser's monitor. |
| Pull-Tabs Platinum Club | An exclusive Missouri Lottery sales achievement club for retailers who have sold more than \$250,000 in Pull-Tabs in a calendar year. Club members are rewarded with one Lottery-hosted store promotion per calendar year. |

Terms, Definitions and Abbreviations

| | |
|-------------------------------------|---|
| Quick Pick (QP) | A function on Lottery terminals that selects Draw Games number combinations at random for players. |
| Redemption Centers | The four Missouri Lottery offices where prizes greater than \$600 can be redeemed are located in Jefferson City, Kansas City, Springfield and St. Louis. |
| Regional Sales Manager (RSM) | The Lottery's Regional Sales Managers oversee the sales programs for the Lottery's three regions: St. Louis, Mid-State and Kansas City. Regional Sales Managers supervise the District Sales Managers, Lottery Sales Representatives and the Customer Care Units for their respective regions. (See also: "District Sales Managers," "Lottery Sales Representatives" and "Customer Care Units") |
| Responsible Gaming (RG) | The act of an individual making informed decisions about their participation in gambling activities in ways that align with the individual's personal limitations while also minimizing the potential harm caused by problem gambling. (See also: "Problem Gambling" and "Way to Play!") |
| Retailer Connection | The retailer newsletter published every month. |
| Retailer Portal | A free website (retailer.molottery.com) that provides secure access to retailers' sales information and other data. |
| Scientific Games (SG) | The Missouri Lottery's primary Scratchers® and loyalty program vendor based in Alpharetta, Georgia. |
| Scratchers® | The registered name of the Missouri Lottery's instant-win products. |
| Second Chance of a Lifetime | A player promotion which takes place during summer and holiday seasons. Players enter eligible Scratchers® and Draw Games tickets into their <i>My Lottery</i> ® account for entries into drawings, typically awarding once-in-a-lifetime experiences. (See also: " <i>My Lottery</i> ® Player's Club") |
| Self-Exclusion Program (SEP) | A responsible gaming resource for players who classify themselves as problem gamblers. Players can enter into voluntary lifetime self-ban agreements which prohibit them from claiming prizes of more than \$600, or participating in the <i>My Lottery</i> ® Player's Club. (See also: "Problem Gambling") |
| Show Me Cash® | An in-state daily pick-five cash Draw Game that replaced SHOW ME 5 Paydown on Sept. 8, 2008. Jackpots have ranged from \$50,000 to \$1.054 million. |
| Smartplay | Smartplay International, Inc. manufactures the Origin System, which is used to randomly select official winning numbers for Missouri Lottery in-state Draw Games. (See also: "Origin System") |
| Social Retailer | A retail location that has a social environment, like restaurants, bars, fraternal organizations, bingo halls, bowling alleys and other liquor-by-the-drink establishments, and has seating for at least 15 people. These retailers have a Club Keno® monitor. |
| Spot | A Spot represents how many numbers a player chooses to play in the Club Keno game. Players may choose to play 1-10 Spots. (See also: "Club Keno®") |
| Straight | A Pick 3 and Pick 4 play option. In playing a Straight, a player's numbers must match all three or four numbers drawn in exact order drawn to win. |

Terms, Definitions and Abbreviations

| | |
|--|---|
| Straight/Box | A Pick 3 and Pick 4 play option. Straight means the player wins if their numbers match the exact order they are drawn. Box means the player wins if their numbers come up in any order. |
| Terminal | Machines in retail locations that produce Draw Games tickets. (See also: "Draw Games") |
| Traditional Retailer | A retail location that does not offer a social environment. These types of locations include convenience stores, grocery stores or general merchandise stores which do not meet the seating requirements to be an "expansion" retailer. |
| Way to Play! | A Missouri Lottery campaign focused on player education as a way to help players better understand our games and the chances to win, as well as to make responsible choices when gaming. (See also: "Responsible Gaming") |
| Wild Ball | Wild Ball is an optional Pick 3 and Pick 4 play feature that allows players to substitute one of their numbers played with the Wild Ball number drawn, allowing more winning number combinations. (See also: "Pick 3" and "Pick 4") |
| World Lottery Association (WLA) | Headquartered in Basel, Switzerland, WLA is a global gaming association consisting of hundreds of lotteries from more than 80 countries on six continents. |

Lottery Headquarters – Jefferson City

Address:

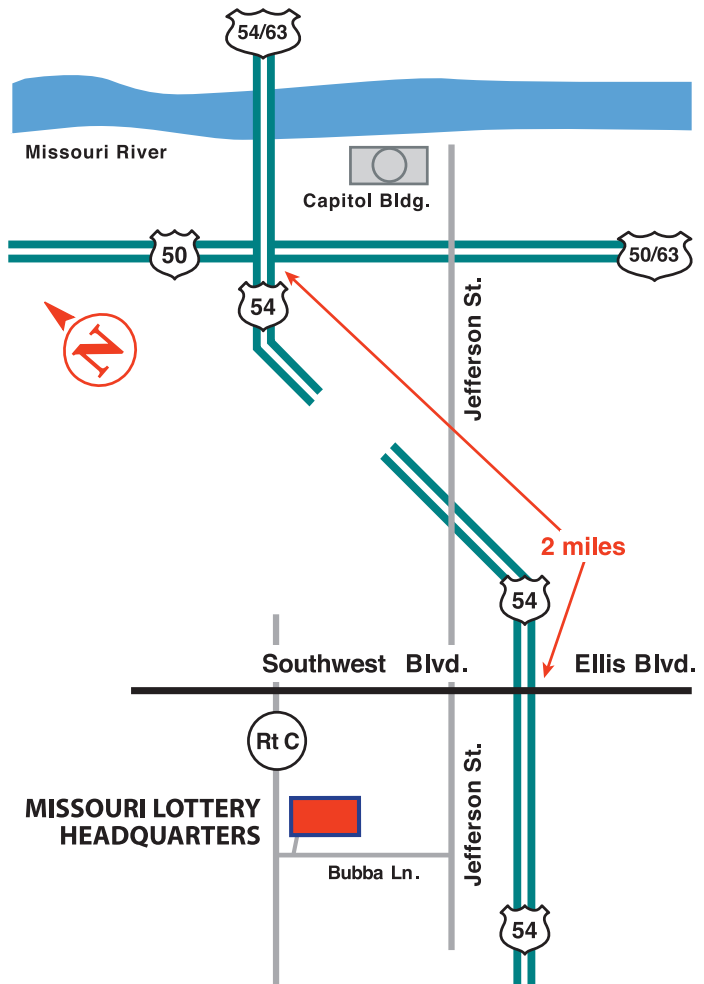
P.O. Box 1603
1823 Southridge Dr.
Jefferson City, MO 65109-1603

Numbers:

Phone: (573) 751-4050
Fax: (573) 751-5188
Winning Numbers Hotline: (573) 751-1111

Hours Open:

Monday – Friday by appointment only;
excluding federal and state holidays.
8 a.m. – 5 p.m.



Maps

Kansas City Area Office

Address:

3630 Arrowhead Ave.
Independence, MO 64057

Numbers:

Phone: (816) 795-8811
Winning numbers hotline: (816) 795-0203
Directions: (816) 795-8811, select option 1
when prompted

Hours open:

Monday – Friday by appointment only;
excluding federal and state holidays.
8 a.m. – 5 p.m.



Springfield Area Office

Address:

1506 E. Raynell Place
Springfield, MO 65804

Numbers:

Phone: (417) 888-4227

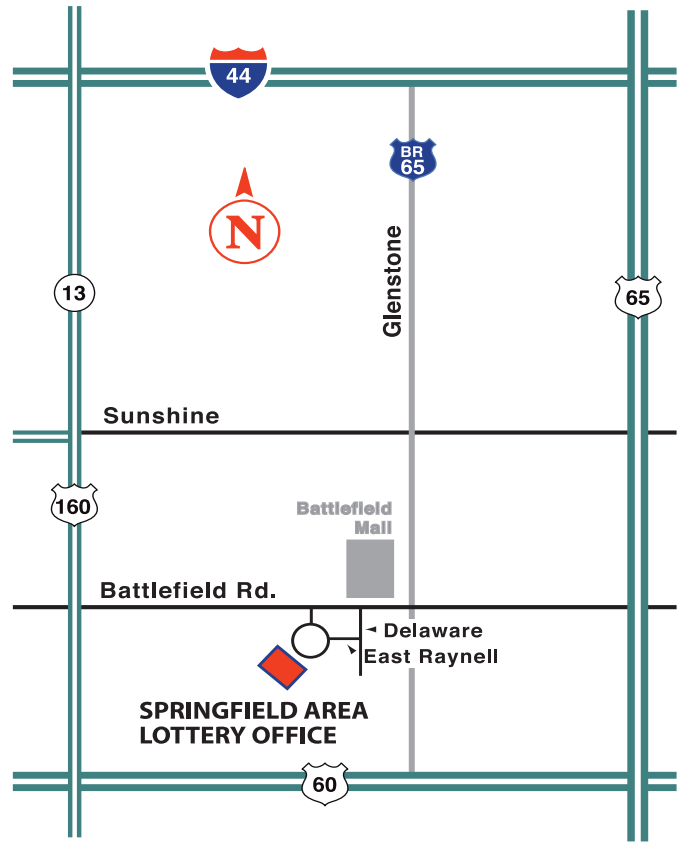
Winning numbers hotline: (417) 888-4271

Directions: (417) 888-4227, select option 1
when prompted

Hours open:

Monday – Friday by appointment only;
excluding federal and state holidays.

8 a.m. – 5 p.m.



Maps

St. Louis Area Lottery Office

Address:

1831 Craig Park Court
St. Louis, MO 63146

Numbers:

Phone: (314) 340-5800
Winning numbers hotline: (314) 340-5805
Directions hotline: (314) 340-5804

Hours open:

Monday – Friday by appointment only;
excluding federal and state holidays.
8 a.m. – 5 p.m.

